

EFAFLEX 
safe high-speed doors

S Series



High-Speed Spiral Doors Classic

Everything revolves around.

Copied a thousand times,
yet still unequalled.

The tried and tested fundamental principle of EFAFLEX High-Speed Spiral Doors remains unbeatable! The door blade is not rolled up on a shaft, but is guided into the patented EFAFLEX spiral instead, saving space and keeping it in distance.

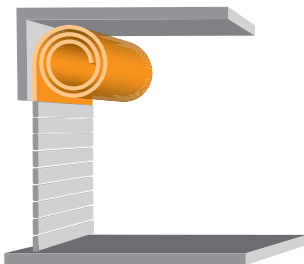
Oval spiral and low-header design

EFAFLEX provides High-Speed Spiral Doors of various different designs. The circular spiral is the standard solution, and also boasts the fastest opening/closing times. If you only have limited space above the door, then you have two space-saving variants to choose from for many door types in the S Series. Oval spiral and low-header.

With the EFA-SST® PS, EFAFLEX has developed a space-saving door that is ideal for parking and garage systems. The new design can even be installed despite limited spaces for the headgear or side frames.


The EFAFLEX spiral is still an ingenious construction principle. However, in comparison to common spiral doors, the space requirement was significantly reduced by using a compact spiral construction which has been patented several times. The smaller laths (height of 105 mm) also mean that the door can be installed in tight spaces in the lintel.

Round Spiral



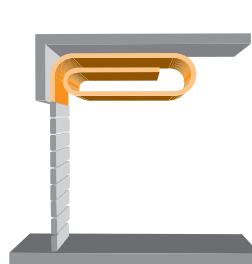
The round spiral is the standard and best solution when you have ample space above the door.

Round Spiral PS



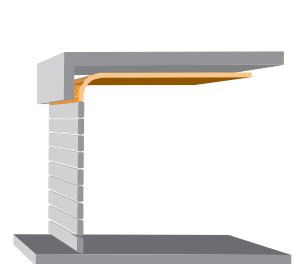
New: The EFA-SST® PS features a spiral construction that significantly reduces the space requirements in the lintel.

Oval Spiral



Oval spirals are space-saving shapes to be used in cases of structural limitations.

Low-header



The low-header design guarantees greatest safety for people and vehicles, for example in underground garages and parking centres!

Perfection of the door blade guidance

EFAFLEX has patented this principle of operation internationally. It guarantees you a series of unique advantages: only this unique construction combines high opening speeds, longevity and efficiency anywhere in a comparable way.

All models ensure the highest level of safety for people and vehicles!

The patented spiral technology.



SST Classic meets all requirements

The SST high-speed door is an extremely fast, safe and reliable exterior door. The door panel consists of double wall aluminium laths, thermally separated profiles provide (on request) for the best in heat insulation. Any required light entry will be constructed as necessary from multi-clearview laths of acrylglas (SAN). An additional locking device guarantees a very high degree of security against burglary. The widest range of equipment and extensive accessories distinguish the high-speed spiral door as the model for the today's door technology.

Door safety that sets standards

Spiral doors meet all standards: moving parts are carefully clad to ensure the best possible protection against infiltration and efficient finger trap protection. All doors are equipped with a stabilising device for weight compensation as standard: A tension spring mechanism, which automatically pulls the door blade up if, for example, the emergency hand lever is activated in a power cut, is installed in the side frames. The door is protected at closing level via a contact bar or an optoelectronic system, which is fully integrated into the side frames, and thus protected. The EFA-TLG produces an infrared light grid measuring a maximum of 2.5 m high installed directly in the door closing line.



Clear visions for your operation.

Versatile use

High-speed spiral doors are always an intelligent solution. Diverse models are available, whether it's an entrance and exit door for underground garages, a low-lintel version or if fully ventilated instead of standard laths are to be used in the design. And if colour is an issue, almost all RAL colours are available, e.g. your company colour.



Low-Wear Door panel

Power is transmitted through strap hinges with protected rollers on both sides. A connection shaft ensures synchronization. All laths are individually screwed to the strap hinge for free movement preventing transmission tension within the door panel. Rubber sections link the laths together with a „clip“ technique, making them weather-resistant. This is why individual laths can be quickly and easily.



Technical data:

S Series

EFA-SST®

CLASSIC

		L	S	ÜS	PS
Application	Interior door	●	●	●	●
	Lock-up doors	●	●	●	●
Wind load max.*	According to DIN EN 12424 class	2 – 4	2 – 4	2 – 4	0 – 2
Operating forces/safe opening	According to DIN EN 13241	fulfilled	fulfilled	fulfilled	fulfilled
Resistance against water ingress*	According to DIN EN 13241 class	0	0	0	2
Air permeability*	According to DIN EN 13241 class	2	2	2	1
Direct airborne sound insulation R _w *	in dB according to DIN EN 717-1	23	25	25	23
U value maximum*	in W/m ² K according to DIN EN 13241	5.80	5.60	5.60	6.00
Door size (in mm)	Width W max.	4,000	6,000	8,000	6,100
	Height H max.	5,000	6,000	7,000	4,000
Maximum door blade speed*	in m/s	2.0	2.0	1.5	2.0
Average speed, ca. *	Opening in m/s	1.5	1.2	1.0	1.8
	Closing in m/s	0.75	0.6	0.6	0.5
	Closing in m/s, with EFA-TLG® door light-line grid	1.0	1.0	1.0	1.0
Door blade guidance	Round Spiral	●	●	●	●
	Oval Spiral	●	●	●	–
	Low-header	●	●	–	●
Steel design	Galvanized sheet steel frame	●	●	●	●
	Stainless steel	○	○	○	○
	Powder coated in RAL colours	○	○	○	○
Door blade	Aluminium laths double-walled/non-insulated	●	●	●	●
	EFA-CLEAR® single-walled/anodized	○	○	○	○
	Ventilation laths	○	○	○	○
	Colour according to RAL (without window panel)	○	○	○	○
Fire class	Building Material class DIN 4102	B2	B2	B2	B2
Weight balancing by		Spring	Spring	Spring	Spring
Designed for approx ... Load cycles per year		250,000	250,000	250,000	200,000
Collision protection	Active Crash System EFA-ACS®/EFA-EAS®	–	–	–	–
Control	EFA-TRONIC®	●	●	○	●
	Frequency converter	●	●	●	●
	EFA-TRONIC® PROFESSIONAL	○	○	●	○
	Main switch and foil keypad	●	●	●	●
Lead	Electricity connection 230 V/50 Hz	●	●	–	●
	Electricity connection 400 V/50 Hz	–	–	●	–
	Circuit breaker	16 A(K)	16 A(K)	16 A(K)	16 A(K)
Manual locking		●	●	●	●
Emergency opening	Automatic after manual activation	●	●	●	●
Safety Devices	EFA-TLG® door light-line grid in door closing line	○	○	○	○
	Contact edge	●	●	●	●
	Light barrier	○	○	○	○
	Approach area monitoring	○	○	○	○
	Light grid, external	○	○	○	○
Safety system including activator	EFA-SCAN® frame/bollard	○/○	○/○	○/○	○/○
Activators	Connection of all common activators possible	●	●	●	●

● Standard, ○ upon request, – Not available, *Depending on door blade, door blade guidance and door size, we reserve the right to make technical alterations!

EFAFLEX
Tor- und Sicherheitssysteme
GmbH & Co. KG
Fliederstraße 14
DE-84079 Bruckberg/Germany
Telephone +49 8765 82-0
www.efaflex.com
info@efaflex.com



Technological advancement. Pioneering design.

EFAFLEX® is a registered and legally protected trademark.
Subject to technical changes. Some diagrams depict special features.
Overall design:
www.creativconcept.de 02120

For more than 40 years, EFAFLEX has developed and designed reliable and highly-efficient high-speed doors. With innovative technology and pioneering solutions for special requests, EFAFLEX continually provides the market with new stimuli. This leadership role through superior technology, the best quality and a maximum degree of security is part of EFAFLEX's identity. More than 1,000 employees guarantee competent consultation and excellent service. Worldwide and always near you.

EFAFLEX 
safe high-speed doors