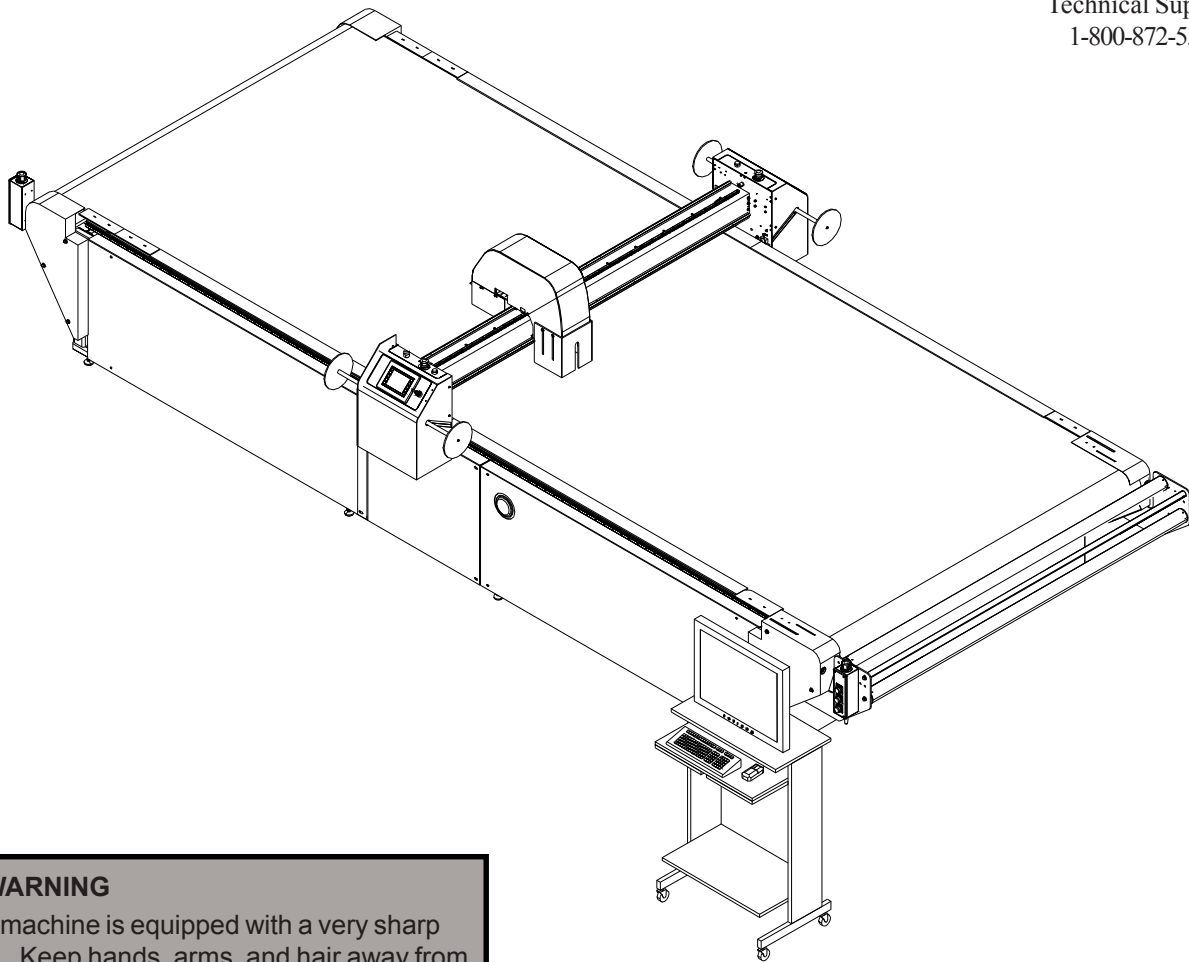


Eastman®

THE EASTMAN®
Eagle C3

Illustrated Parts List

Technical Support:
1-800-872-5595



⚠ WARNING

This machine is equipped with a very sharp knife. Keep hands, arms, and hair away from the knife area at all times.

Misuse of this machine or failure to follow all safety instructions on this machine and in the instruction manual may result in serious personal injuries.

Eastman®

Over a Century of Cutting Expertise

779 Washington St., Buffalo, N.Y. 14203-1396 U.S.A. • (716)856-2200 • Fax (716)856-1140 or (716)856-2068
Manufacturers of Eastman Cloth Cutting and Cloth Spreading Machines
Website: www.EastmanCuts.com

Table of Contents

General Safety Precautions	3	Steer Glide Sub Assembly 2	42
Safety Information	3	Steer Glide Sub Assembly 3	43
Safety Zones and Stop Devices	4	Steer Glide Sub Assembly 4	44
Eagle C3	5	Steer Glide Sub Assembly 5	44
Familiarization	5	4' Frame Assembly	45
Gantry Assembly	6	4' Frame Assembly, W/Belt Car	46
Operator Side Stop Disc & Cover Assembly	7	4' Frame Assembly, No Vac. Cabl	47
Non-Operator Side Stop Disc & Cover Assembly	8	S-Roller Assembly W/Uprights	48
Control Panel Assembly	9	S-Roller/Paper/Plastic Roll Holder	49
Operator Side Frame Assembly	10	3-Spindle Tool Head	50
Non-Operator Side Frame Assembly	12	Kit, Light Curtain, Op & Non -Op	51
Main Tube Assembly	14	Dual Airbrush	52
Thick Wall Main Tube Assembly Only	15	Single Airbrush	53
Gantry Electronics Assembly	16	Ink Bottle Assembly	53
Y-Car Assembly With Cover	17	Feed S-Roller Assembly Conveyor	54
Y-Car Assembly	18	Pressure Hold (Light) Assembly Conveyor	55
Electronics Tray Assembly	20	E-Stop/Jog Box Assembly, Take Off	56
Electronics Package Assembly	21	E-Stop/Jog Box Assembly, Take On	57
Cover For Tool Head Assembly	22	Diagnostic Control Cabinet, Synqnet Conveyor.....	58
HD Tool Head	23	Frame Assembly.....	59
Pen Lift Assembly	24	Diagnostic Box Bottom Panel Assembly.....	60
Combo Tool Head, Hd+Fiber Assembly	25	Diagnostic Box Gantry Panel Assembly.....	61
Optional: Fiber Tool Head Assembly	26	Diagnostic Box Conveyor Panel Assembly.....	62
Conveyor Assembly	27	Diagnostic Box Back Panel Assembly.....	63
E-Chain Tray, Kit	28	Diagnostic Box Front Panel Assembly.....	64
Take-On Conveyor Assembly	29	Notes.....	65
Rack & Rail Assembly	31	Service Record.....	67
Vaccum Box Assembly	32	Technical Data.....	68
Drive End Conveyor Assembly	33		
Rectangular Riser	34		
Conveyor Asm	35		
Control Cabinet	37		
Drive Chain Tension Assembly	39		
Stiffner Assembly	40		
Steer Glide Assembly	41		
Steer Glide Sub Assembly 1	42		

IMPORTANT

The purchaser must instruct all operators on the proper use of this equipment. All standard industrial safety measures and equipment should be provided to protect the operator. Operators must be cautioned that improper or careless use of this equipment may cause personal injury. If you do not have qualified operators to instruct new persons, contact your EASTMAN sales representative or EASTMAN factory direct.

Electrical connections and servicing to this equipment should be made by a qualified electrician who is familiar with applicable codes and regulations. Disconnect this equipment from electrical power source before proceeding with any disassembly for adjustment or repair.

Your Eastman **EagleC3** is designed to operate at a high rate speed. All personnel should be instructed to wear safety glasses and stand well clear of the **EagleC3** when in operation.

Safety Information

Throughout this manual, safety information is presented by the use of the terms WARNING, CAUTION, ELECTRICAL HAZARD, and NOTE. These terms have the following meanings:

WARNING

A warning contains critical information regarding potential safety hazards that can occur during proper use or misuse of the machine. Failure to follow these procedures may result in serious personal injury to the user.

CAUTION

A caution contains instructions for the use or maintenance of the machine. Failure to follow these procedures may result in damage to the machine.

ELECTRICAL HAZARD

An electrical hazard calls attention to a procedure, practice, or the like, which, if not correctly performed or adhered to, could result in personal injury. Do not proceed beyond an Electrical Hazard.

Supplementary information may be given in a Note.

General Safety Precautions

WARNING

- This machine is equipped with very sharp and dangerous tools. Keep hands, arms, and hair away from the cutting area and drive system at all times. Safety gloves, glasses, and appropriate clothing may prevent serious personal injuries.
- Disconnect the power supply to the machine when it is not in use or during routine maintenance, including cleaning and lubrication.
- The purchaser must instruct all operators in the proper use of the machine according to the instructions in this manual. This training must include instruction on the potential safety hazards arising from the use or misuse of the machine. In addition to such training, the purchaser should provide written work instructions as necessary to ensure correct use of the machine for specific cutting and spreading applications.
- Do not modify this machine or disable safety features. Unauthorized modification may result in serious personal injuries to the user. Electrical connections to this machine must be made by a qualified electrician familiar with applicable codes and regulations.
- Safety labels must be kept clean and legible at all times. Call the Eastman Machine factory to order replacement labels.

Safety and Indemnification

During the life of the machine, the purchaser agrees to provide to all machine users (including its own employees and independent contractors) all relevant safety information, including warning labels and instruction manuals. The purchaser also agrees to maintain the safety features and working condition of the machine, and to adequately train all users in the safe use and maintenance of the machine. The purchaser agrees to defend, protect, indemnify, and hold Eastman Machine Company and its subsidiaries harmless from and against all claims, losses, expenses, damages, and liabilities to the extent that they have been caused by the purchaser's failure to comply with the terms and instructions of this manual.

Eastman®

Over a Century of Cutting Expertise

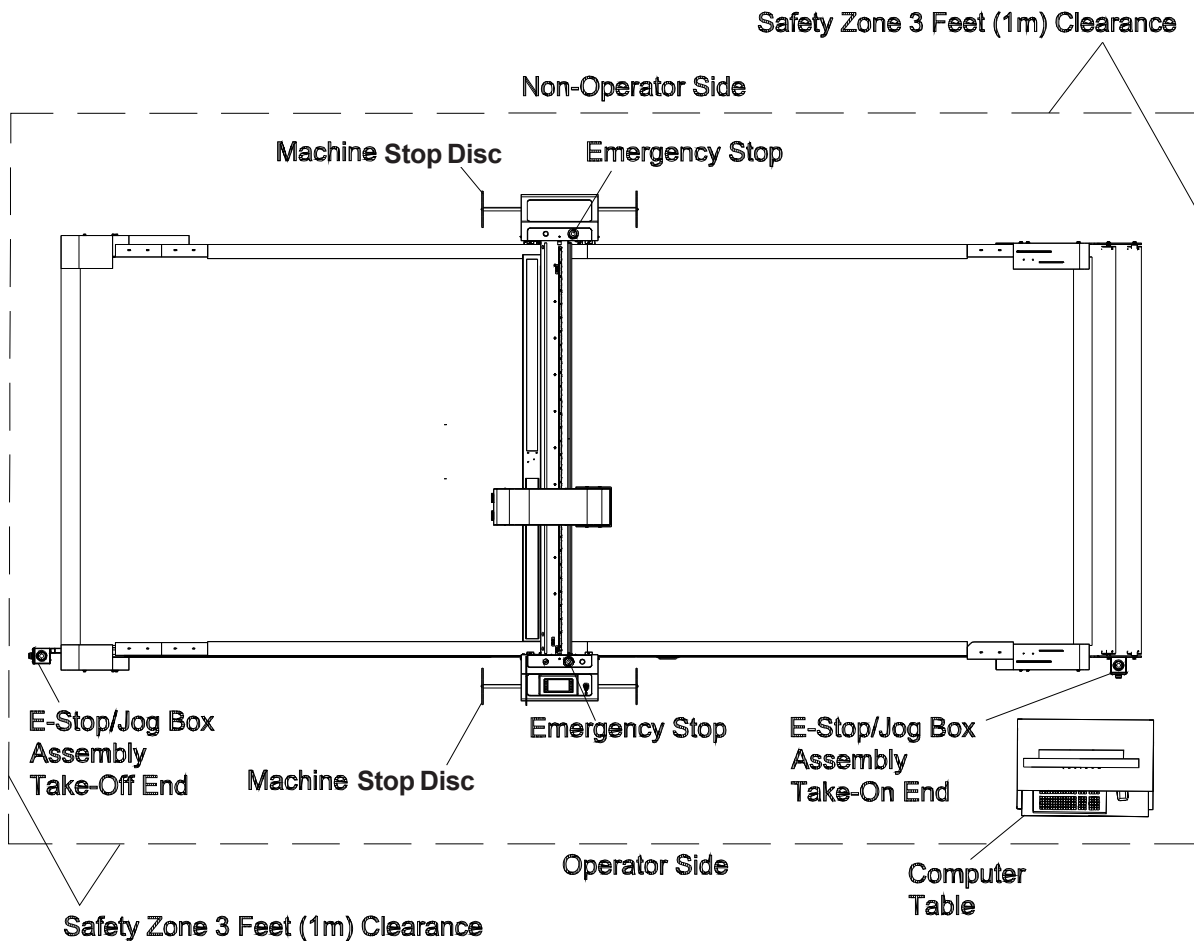
Safety Zones and Stop Devices

Pause Buttons/Stop Discs

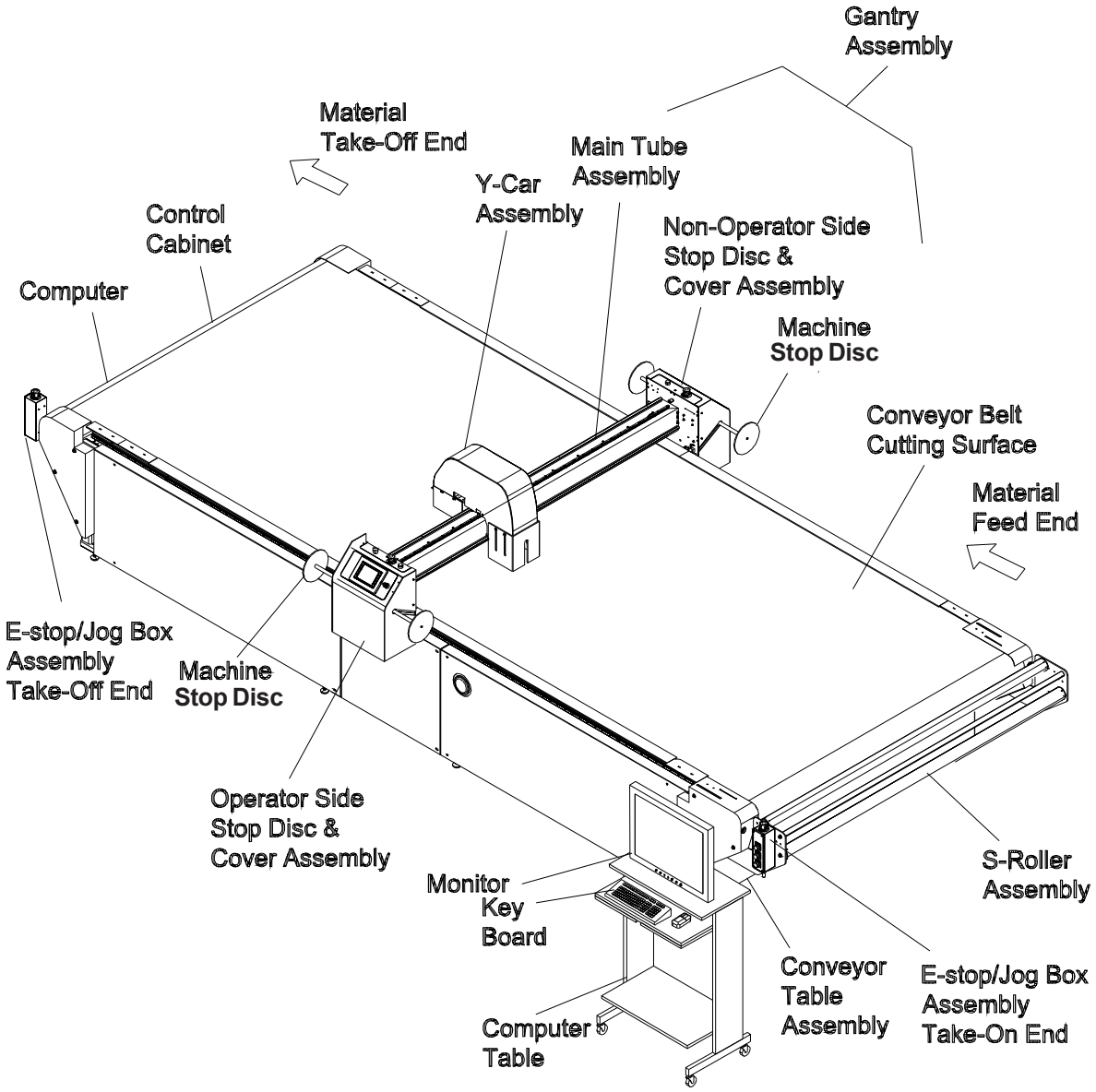
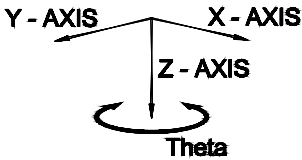
The yellow buttons above the control panel and on the non-operator side of the gantry as well as the stop discs on each side of the gantry will pause the machine. Activating either the button or the stop discs will execute a controlled stop of the plotter, with the machine remaining fully powered. After releasing the pause button or resetting the stop discs and pressing NEXT on the UIT keypad, the cutter will resume cutting the work in progress. Pressing ABORT will cancel the job.

Emergency Stop Buttons

There are red Emergency Stop buttons located on each side of the gantry as well as on the operator side right and left ends of the table. Pressing any of the Emergency Stop buttons will execute a controlled stop of the gantry before cutting all power to the motors and e-box. To release an Emergency Stop condition, pull out the Stop button hit the ABORT key on the UIT keypad. The table must be re-homed by pressing the ZERO TABLE button before restarting the cutter. Emergency stop mats are also available as an option.



Eagle C3 Familiarization

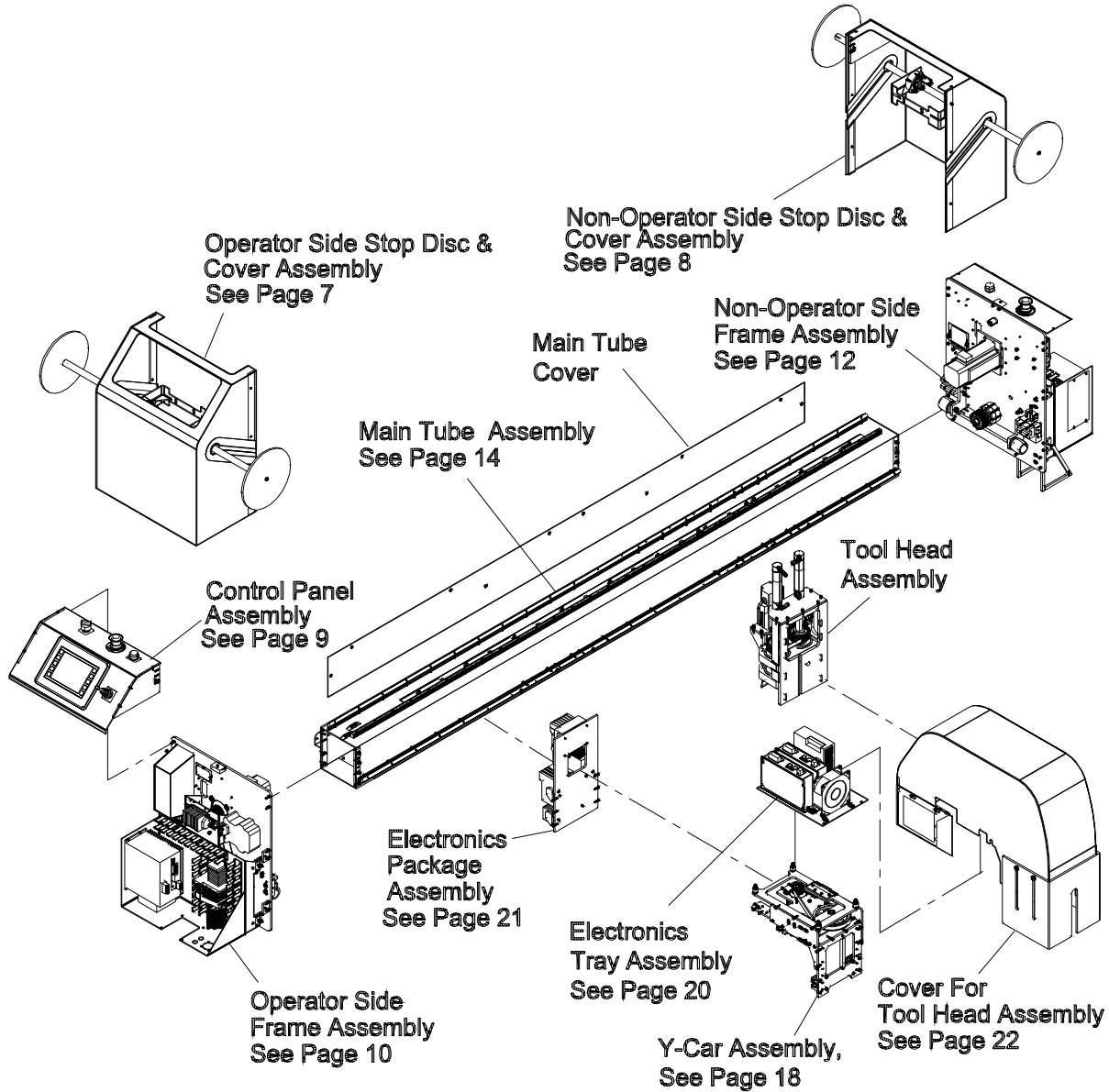


Eastman®

Over a Century of Cutting Expertise

Gantry Assembly

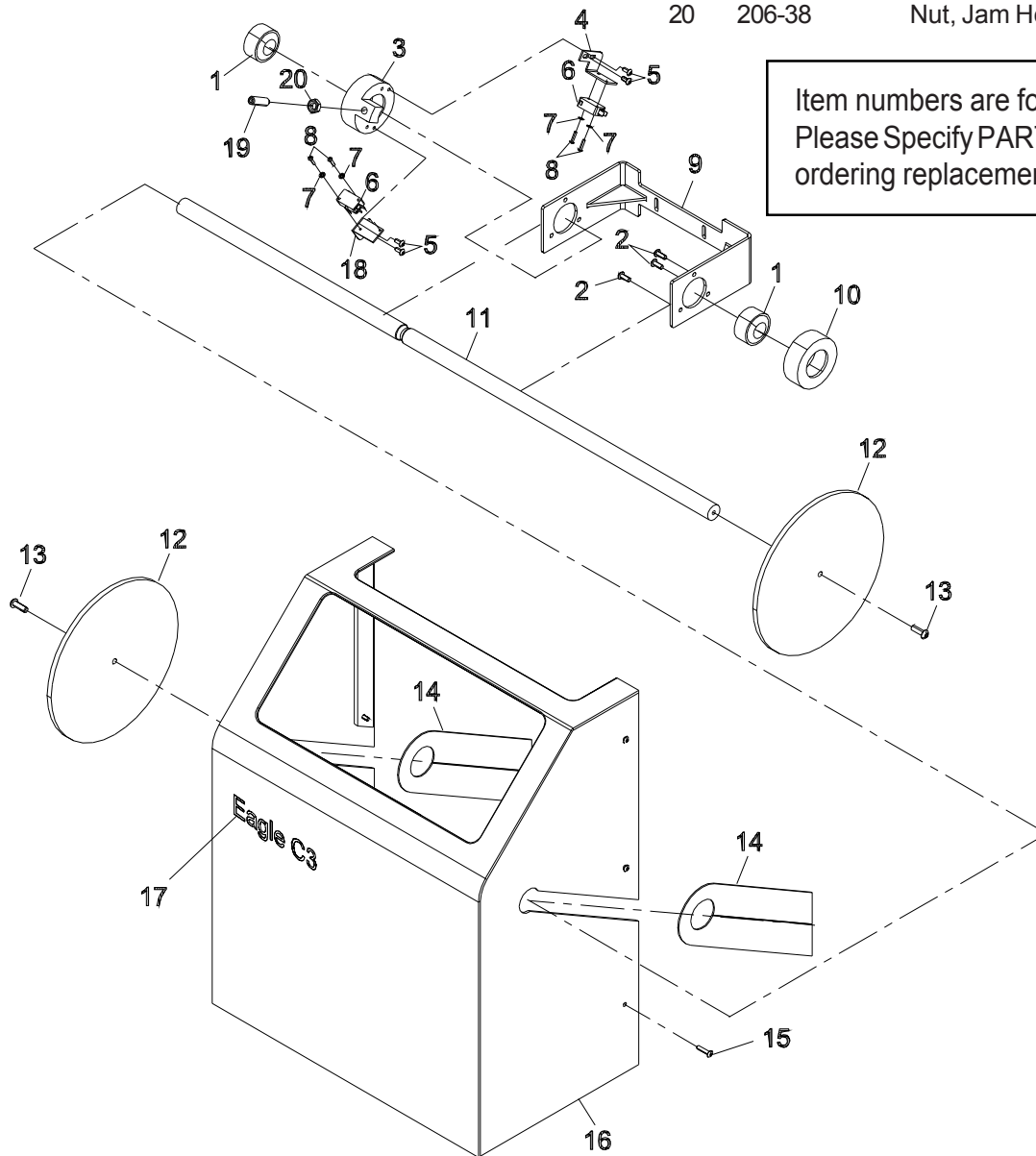
68-26296-MS



Item numbers are for reference only.
Please Specify PART NUMBER when
ordering replacement parts.

Operator Side Stop Disc & Cover Assembly

ITEM	PART No.	DESCRIPTION	QTY	ITEM	PART No.	DESCRIPTION	QTY
1	67-26311	Self Align Bearing	2	10	54-26421	Bearing Mount	1
2	333-102-8	Scr. Hex. Skt.Btn. #10-32 x 1/2	6	11	54-27240	Stop Disc Rod	1
3	54-26422	Bearing & Switch Mount, Stop	1	12	54-26419	Disc, Stop Disc Assembly	2
4	54-26426	Switch Bracket, Stop Disk Assy	1	13	333-34-12	Scr. Hex. Skt. Btn. 1/4-20 x 3/4	2
5	333-93-6	#8-32 x 3/8" Button Head Cap	4	14	54-27249	Gantry Cover Gasket	2
6	11-1193	Switch, Limit	2	15	333-93-12	S.S.B.H.S #8-32 x 3/4" Lg	6
7	404-040	Washer, Ext.Tooth,#4, .123 I.D.	4	16	67-26593	Gantry End Cover	1
8	333-81-10	#4-40 U.N.C x 1/2 Lg B.H.C.S	4	17	91-26003	Decal, Medium Eastman	1
9	54-27241	Stop Disc Bracket	1	18	54-27447	Secondary Pause Switch	1
						Bracket	1
				19	9078-003	Plunger Spring	1
				20	206-38	Nut, Jam Hex 3/8-16	1



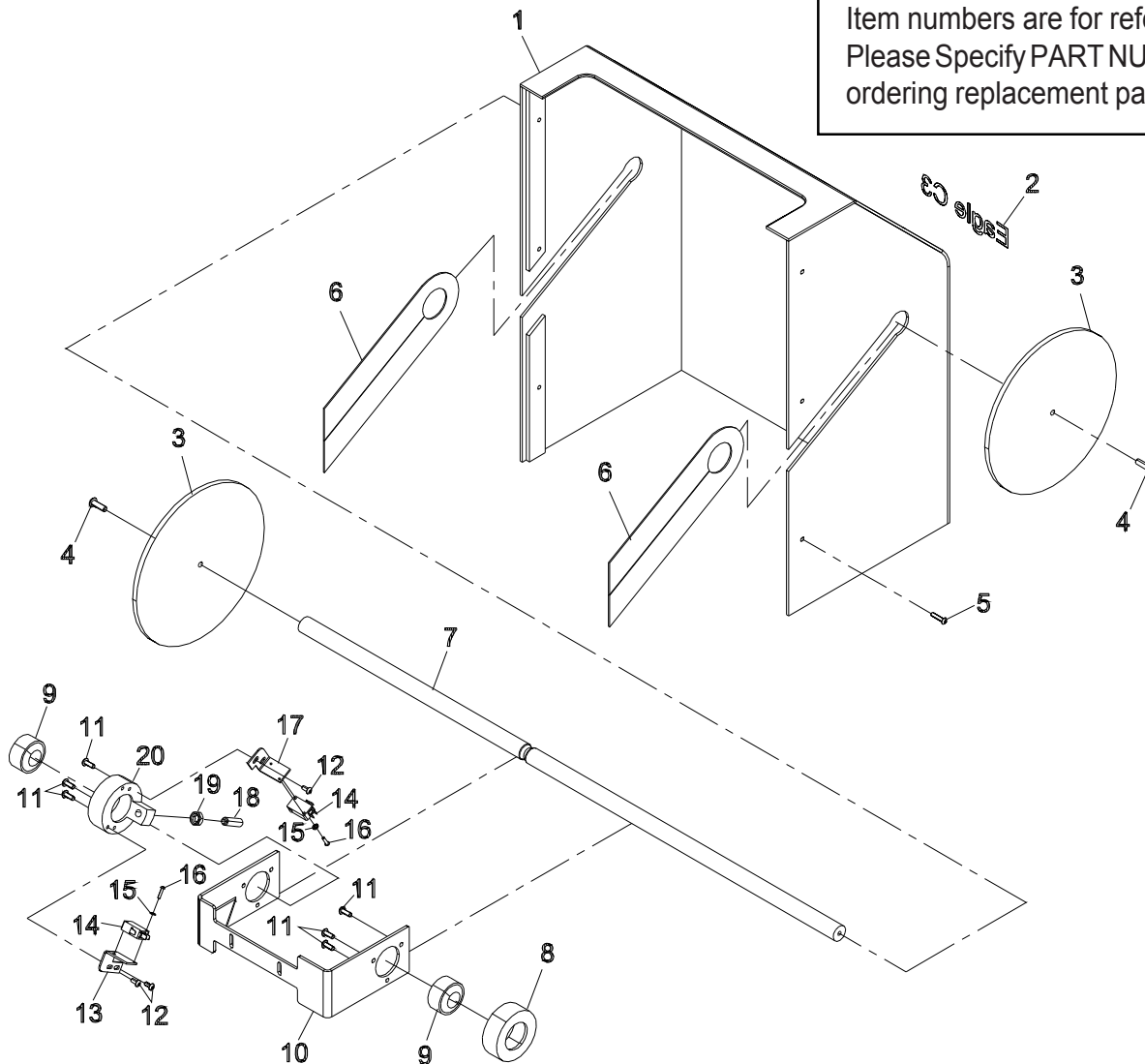
Eastman®

Over a Century of Cutting Expertise

Non-Operator Side Stop Disc & Cover Assembly

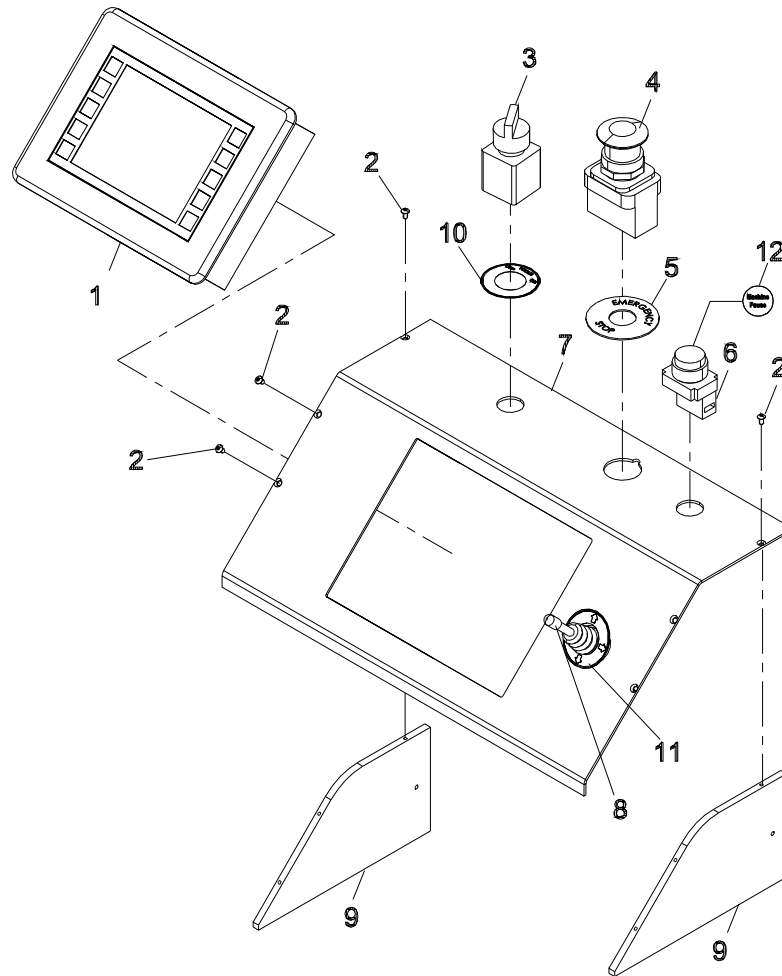
ITEM	PART No.	DESCRIPTION	QTY	ITEM	PART No.	DESCRIPTION	QTY
1	67-26593	Gantry End Cover	1	11	433-102-8	Scr. Hex. Skt.Btn.#10-32 x 1/2	6
2	91-26003	Decal, Medium Eastman	1	12	333-93-6	#8-32 x 3/8" Button Head Cap	4
3	54-26419	Disc, Stop Disc Assembly	2	13	54-26426	Switch Bracket, Stop Disc Assy	1
4	333-34-12	Scr. Hex. Skt. Btn. 1/4-20 x 3/4	2	14	11-1193	Switch, Limit	2
5	333-93-12	S.S.B.H.S #8-32 x 3/4" Lg	6	15	404-040	Washer, Ext. Tooth, #4, .123 I.D.	4
6	54-27249	Gantry Cover Gasket	2	16	333-81-10	#4-40 U.N.C x 1/2 Lg B.H.C.S	4
7	54-27240	Stop Disc Rod	1	17	54-27447	Secondary Pause Switch Bracket	1
8	54-26421	Bearing Mount	1	18	9078-003	Plunger Spring	1
9	67-26311	Self Align Bearing	2	19	206-38	Nut, Jam Hex 3/8-16	1
10	54-27241	Stop Disc Bracket	1	20	54-26422	Bearing & Switch Mount, Stop	1

Item numbers are for reference only.
Please Specify PART NUMBER when ordering replacement parts.



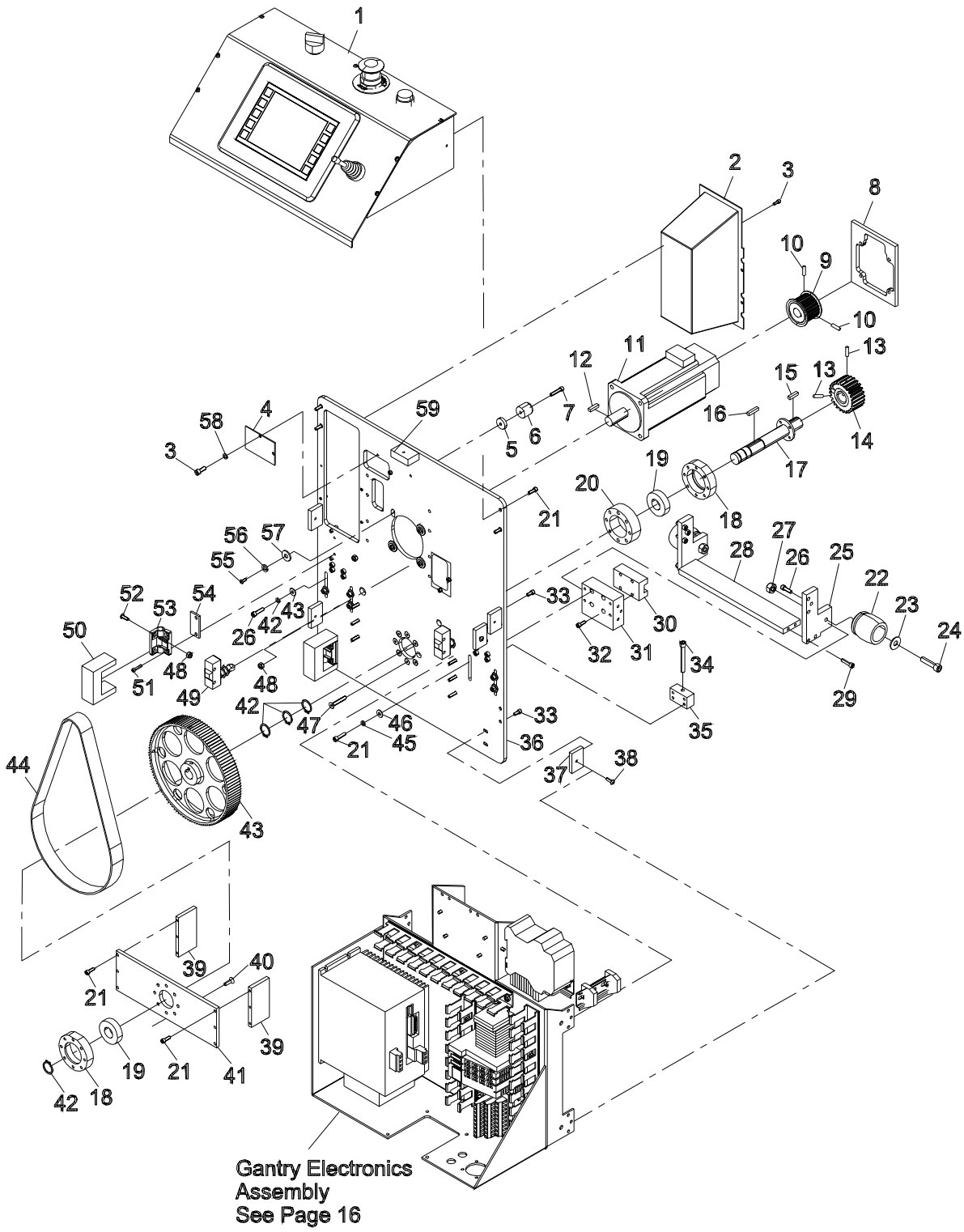
Control Panel Assembly

ITEM	PART No.	DESCRIPTION	QTY	ITEM	PART No.	DESCRIPTION	QTY
1	31-26441	Touch Screen Uit, Programmed	1	7	67-26594	Uit Panel, Control	1
2	333-86-4	#6-32 x 1/4" Button Head Cap	6	8	31-12947	Joystick, 4 Position, 4 No. Co.	1
3	31-26331	Green Selector Switch	1	9	54-27239	Uit Brace	2
4	31-26012	Switch Keylock, Spst	1	10	91-26075	Decal, Tool On/Off	1
5	91-26011	Decal,"Emergency Stop"	1	11	91-26076	Decal joystick Directions	1
6	31-26307	Yellow Push Button	1	12	91-26041	Decal, Button Labels, Router	1



Item numbers are for reference only.
Please Specify PART NUMBER when
ordering replacement parts.

Operator Side Frame Assembly



ITEM	PART No.	DESCRIPTION	QTY
1	-----	Control Panel Assembly	1
2	54-27558	E-Chain Shield, Gantry Plate	1
3	335-86-6	Scr. Skt. Hd. Cap #6-32 x 3/8	8
4	54-27559	Shield, Gantry Bearing	2
5	54-26598	Mount, Shock Absorber	1
6	67-26402	Rubber Bumper	1
7	335-93-14	Scr. Skt. Hd. Cap #8-32 x 7/8	7
8	54-26019	Motor Plate	1
9	67-26712	Motor Pulley	1
10	342-93-4	Set Screw #8-32 x 1/4	2
11	31-26436	X-Axis Motor	1
12	54-26985	Key, Drive Motor To Gear Reducer	1
13	342-102-5	Set Screw #10-32 x 5/16	2
14	54-26295	Spur Gear, "X"-Axis	1
15	9063-010	Key 3/16 x 3/16 x .734	1
16	9063-104	Key, Flt. Sq. Ends .1865 x .188 x .859	1
17	54-D0276	Shaft, Driven	1
18	54-D0019	Bearing Housing	2
19	67-12984	Bearing	2
20	54-LC095	Shim Bearing Housing	1
21	335-93-8	Scr. Skt. Hd. Cap #8-32 x 1/2	10
22	AD-12619	Bumper Stop	1
23	335-36-20	Scr. Skt. Hd. Cap 5/16-18 x 1 & 1/4	2
24	410-36	Washer, Flt. 5/16	2
25	54-27207	Bumper Block	2
26	335-102-10	Scr. Skt. Hd. Cap #10-32 x 5/8	6
27	205-36	Nut, Heavy Hex 5/16-18	2
28	54-27208	Bumper Connector Block	1
29	335-102-12	Scr. Skt. Hd. Cap #10-32 x 3/4	12
30	67-12983	Block Thk	2
31	54-27110	Support, Op-Side Bearing	2
32	335-M4-12	Scr. Skt.Hd.Metric M4 x 12mm	8
33	335-86-6	Scr. Skt. Hd. Cap #6-32 x 3/8	8

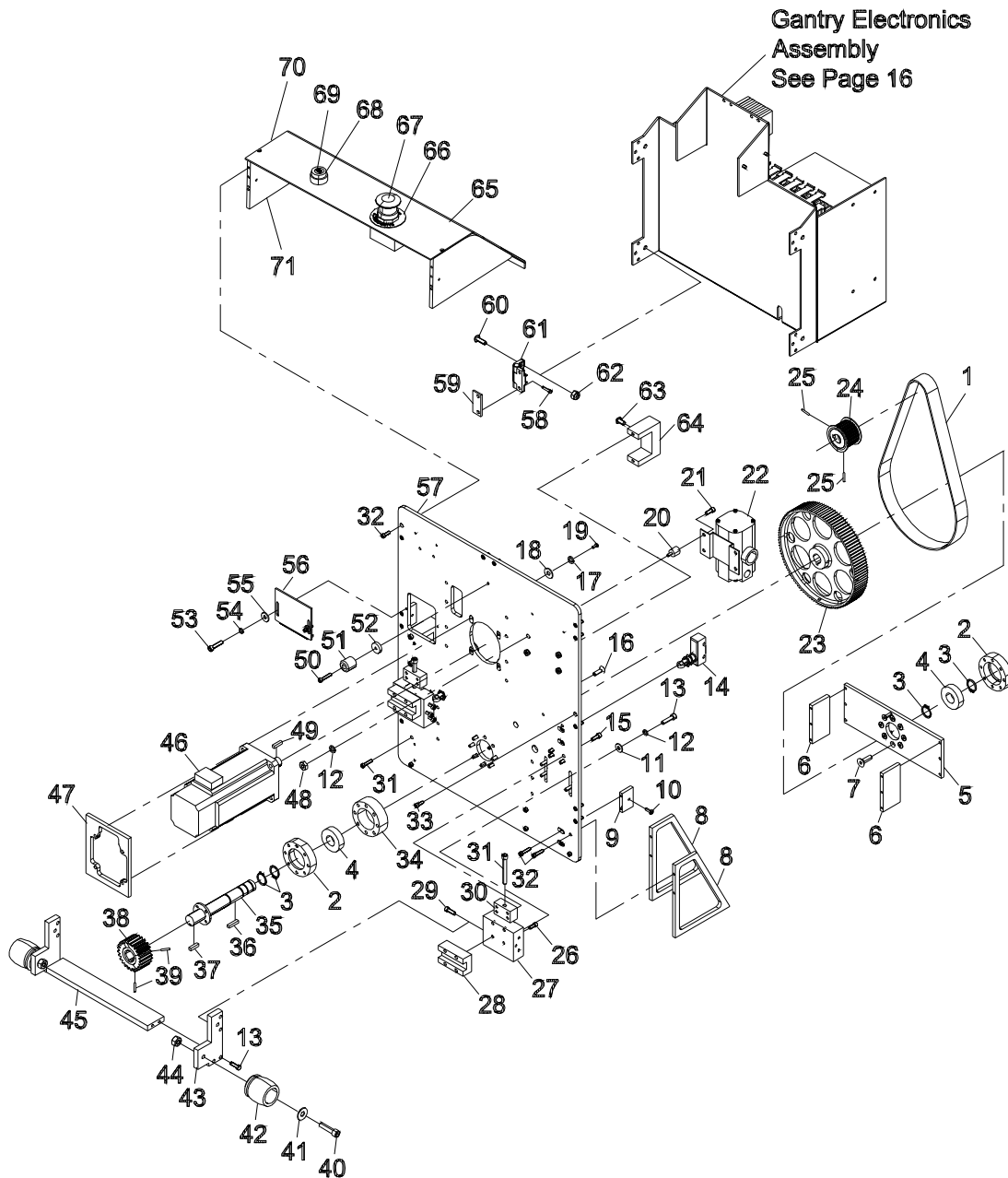
ITEM	PART No.	DESCRIPTION	QTY
34	335-34-32	Scr. Skt. Hd. Cap 1/4-20 x 2	2
35	54-27113	Backlash Adjuster	2
36	54-27111	Plate, Op-Side	1
37	54-C0306	Cover Clips	6
38	333-86-8	#6-32 x 1/2" Button Head Cap	2
39	54-D0485	X Drive Standoff	2
40	332-102-10	Scr. Skt. Flt. Hd. Cap. #10-32 x 5/8	8
41	54-D0022	X Shaft Support	1
42	67-D0216	Snap Ring 3/4	4
43	67-02963	Belt, Htd 800-5M-25	1
44	54-D0065	Pulley 112 Tooth	1
45	402-010	Washer, Lock #10	8
46	410-010	Washer, Flt. #10	8
47	332-102-20	#10-32 x 1 1/4" Flat Socket Head Cap	8
48	211-93	Nut, Elastic Hex Light #8-32	6
49	31-00992	Switch, Roller, 90-Deg, Spdt	2
50	54-27105	Hinge Secure Plate	2
51	335-86-10	Scr. Skt. Hd. Cap #6-32 x 5/8	4
52	333-93-8	Scr. Hex. Skt. Btn. #8-32 x 1/2	4
53	67-26571	Hinge, Adjustable Friction	2
54	54-27104	Hinge Spacer Plate	2
55	333-86-6	Scr. Hex. Skt. Btn. #6-32 x 3/8	4
56	402-34	Washer, Lock 1/4	4
57	410-34	Washer, Flt. 1/4	4
58	402-060	Washer, Lock #6	4
59	54-27244	Fastener Block	1

Item numbers are for reference only.
Please Specify PART NUMBER when
ordering replacement parts.

Eastman®

Over a Century of Cutting Expertise

Non-Operator Side Frame Assembly



ITEM	PART No.	DESCRIPTION	QTY
1	67-02963-2	Belt, Htd 800-5M-25	1
2	54-D0019	Bearing Housing	2
3	67-D0216	Snap Ring 3/4	4
4	67-12984	Bearing	2
5	54-D0022-2	X Shaft Support	2
6	54-D0485	X Drive Standoff	2
7	332-102-10	Scr.Skt.Flt.Hd.Cap.#10-32 x 5/88	
8	54-26694	E-Chain Mounting Bracket	2
9	54-C0306	Cover Clips	2
10	333-93-8	Scr.Hex.Skt.Btn. #8-32 x 1/2	4
11	410-010	Washer, Flt. #10	8
12	402-010	Washer, Lock #10	8
13	335-102-12	Scr. Skt. Hd. Cap #10-32 x 3/4	12
14	31-00092	Switch, Roller, 90-Deg, Spdt	2
15	335-102-9	Scr.Skt.Hd.Cap #10-32 x .5625	4
16	332-102-10	Scr.Skt.Flt.Hd.Cap.#10-32 x 5/816	
17	402-34	Washer, Lock 1/4	4
18	410-34	Washer, Flt. 1/4	4
19	335-93-6	Scr.Hex. Skt. Btn. #6-32 x 3/8"	4
20	65-26024	Vibration Mount,10-32 Plate 8/3	1
21	335-102-8	Scr. Skt. Hd. Cap #10-32 x 1/2	4
22	27-20001	Regulator, Air Control	1
23	54-D0065	Pulley 112 Tooth	1
24	67-26712	Motor Pulley	1
25	342-93-4	Set Screw #8-32 x 1/4"	2
26	335-M4-12	Scr. Skt. Hd.Metric M4 x 12mm	8
27	54-27110	Support, Op-Side Bearing	2
28	67-12983	Block Thk	2
29	335-102-10	Scr. Skt. Hd. Cap #10-32 x 5/8	6
30	54-27113	Backlash Adjuster	2
31	335-34-32	Scr. Skt. Hd. Cap 1/4-20 x 2	2
32	335-93-12	Scr. Skt. Hd. Cap #8-32 x 3/4	8
33	335-93-8	Scr. Skt. Hd. Cap #8-32 x 1/2	12
34	54-LC095	Shim Bearing Housing	1
35	54-D0276	Shaft, Driven	1
36	9063-104	Key, Flt. Sq. Ends .1865 x .188 x .859	1

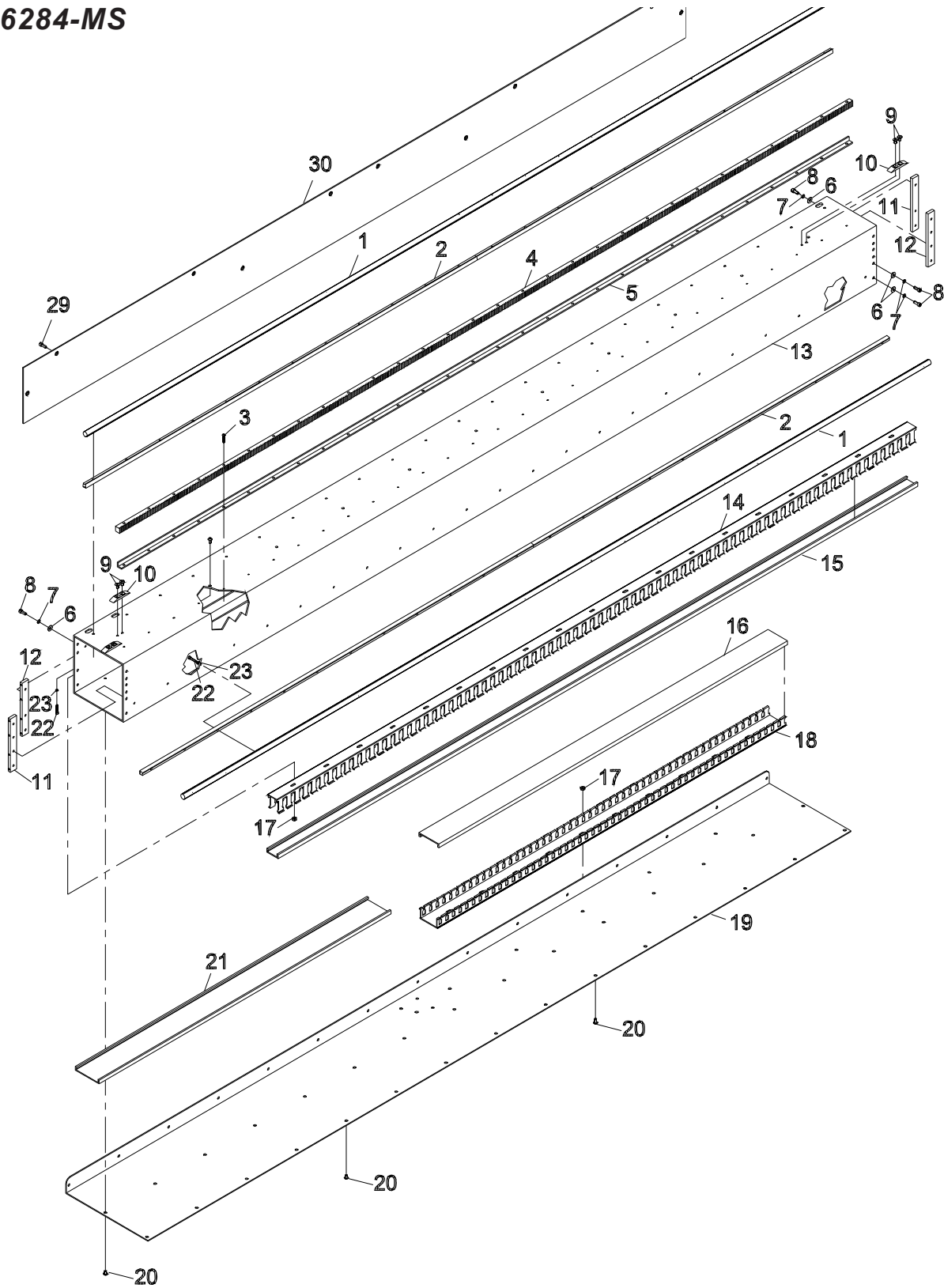
ITEM	PART No.	DESCRIPTION	QTY
37	9063-010	Key 3/16 x 3/16 x .734	1
38	54-26295	Spur Gear, "X"-Axis	1
39	342-102-5	Set Screw #10-32 x 5/16	2
40	335-36-20	Scr. Skt. Hd. Cap 5/16-18 x 1 & 1 /4	2
41	410-36	Washer, Flt. 5/16	2
42	AD-12619	Bumper, Stop	1
43	54-27207	Bumper Block	2
44	205-36	Nut, Heavy Hex 5/16-18	2
45	54-27208	Bumper Connector Block	1
46	31-26436	X-Axis Motor	1
47	54-26019	Motor Plate	1
48	202-93	Nut, Mach, Scr, Hex #8-32	6
49	54-26985	Key, Drive Motor To Gear Reducer	1
50	335-93-14	Scr. Skt. Hd. Cap #8-32 x 7/8	1
51	67-26402	Rubber Bumper	1
52	54-26598	Mount, Shock Absorber	1
53	335-88-10	S.H.C.S. #6-40 x 3/4	2
54	402-060	Washer, Lock #6	2
55	410-060	Washer, Flat #6	2
56	54-27565	Gantry Cable Clamp Shield	2
57	54-27112	Plate, Non Operator side	1
58	335-86-10	Scr. Skt. Hd. Cap #6-32 x 5/8	4
59	54-27104	Hinge Spacer Plate	2
60	333-93-8	Scr. Hex. Skt. Btn. #8-32 x 1/2	4
61	67-26571	Hinge, Adjustable Friction	2
62	211-93	Nut, Elastic Hex Light #8-32	6
63	333-34-8	Scr. Hex. Skt. Btn 1/4-20 x 1/2	2
64	54-27105	Hinge Secure Plate	2
65	54-27242	Cover Panel	1
66	91-26011	Decal,"Emergency Stop"	1
67	31-26012	Red Push/Pull Switch	1
68	31-26307	Yellow Push Button	1
69	91-26041	Decal, Button Labels, Router	1
70	54-27242	Cover Panel	1
71	54-27329	Uit Brace	2

Item numbers are for reference only.
Please Specify PART NUMBER when
ordering replacement parts.

Eastman®

Over a Century of Cutting Expertise

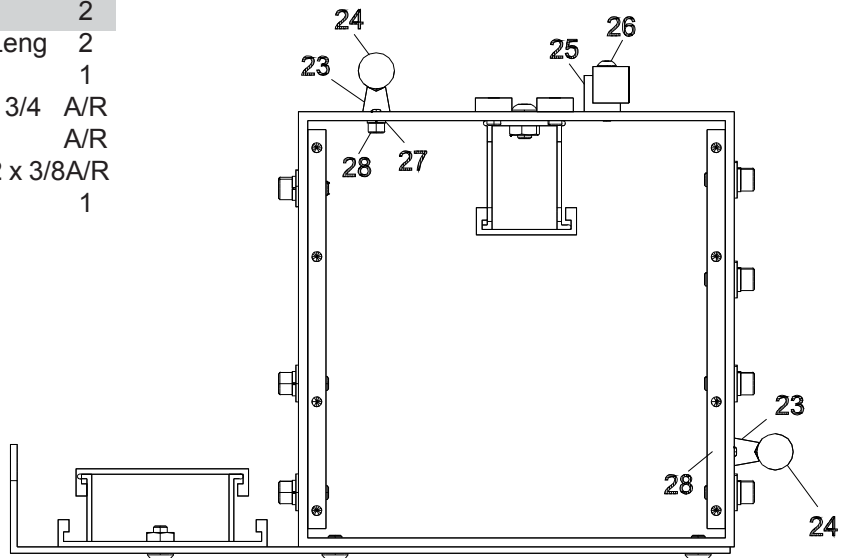
Main Tube Assembly
68-26284-MS



ITEM	PART No.	DESCRIPTION	QTY
1	67-CO219	Linear Rail, 1/2" Dia, 90" Leng	2
2	67-C0220	Low Support, 1/2" Rail	2
3	333-86-12	Scr. Hex. Skt.Btn. #6-32 x 3/4"	30
4	67-12990	Gear Rack, 96" 20p	1
5	54-C0411	Y-Rack Support, 96" Fabric	1
6	410-010	Washer, Flt. #10	14
7	402-010	Washer, Lock #10	14
8	335-102-8	Scr.Skt.Hd.Cap #10-32 x 3/8	14
9	332-102-6	Scr.Skt.Flt.Hd.Cp.#10-32 x 3/2	6
10	54-26807	Cam	3
11	54-C0305-5	Main Tube Mtg Insert	2
12	54-C0305-6	Main Tube Mtg Insert	2
13	54-27171	Gantry Main Tube	1
14	70-26001	Duct, Wiring, 1" Wide x 1.5" High	1
15	67-02634	Conduit Top 1"	1
16	70-26005	Cover, Wiring Duct, 2" Wide	1
17	203-102	Nut, Machine Screw #10-32	15
18	70-26006	Duct, Wiring, 2" Wide x 1" High	1
19	54-C0410	BelleyPan	1
20	333-102-4	Scr. Cap. Rd. Head Socket #10-32 x .250	30
21	67-26181	Panduit Top, 2.5" Wide	1
22	335-86-12	#6-32 x 3/4" Socket Head Cap	46
23	402-060	Washer, Lock #6	46
24	67-C0220	Rail Support Top	2
25	67-C0219-MS	Linear Rail, 1/2" Dia, 90" Leng	2
26	54-C0411-MS	Y- Rack Support	1
27	335-86-12	Scr. Btn.Hd. Cap #6-32 x 3/4"	A/R
28	402-060	Washer, Lock #6	A/R
29	333-102-6S	screw, Button Hd # 10-32 x 3/8"	A/R
30	54-27279-MS	Cover, Main Tube	1

Item numbers are for reference only.
Please Specify PART NUMBER when
ordering replacement parts.

*MS - Machine Size
*A/R - As Required



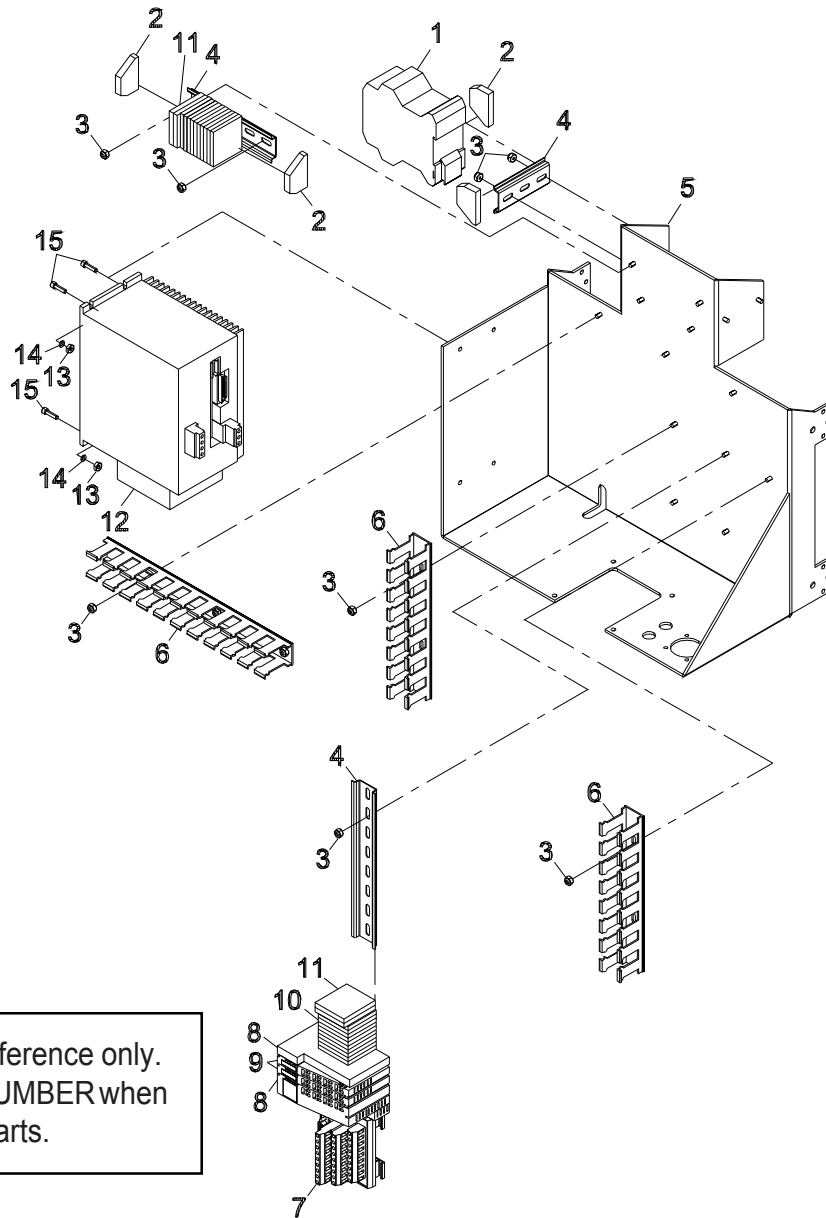
Thick Wall Main Tube Assembly Only

Eastman®

Over a Century of Cutting Expertise

Gantry Electronics Assembly

ITEM	PART No.	DESCRIPTION	QTY	ITEM	PART No.	DESCRIPTION	QTY
1	31-26376	Power Supply 24Vdc 2Amp	1	7	31-26361	36 Screw Terminal Block	1
2	31-26414	Terminal end Clamps	4	8	31-26366	Slice I/O Network Adaptor	1
3	211-93	Nut, Elastic Hex Light #8-32	13	9	31-26367	Slice 8 Digital Input	2
4	31-00739	7" Terminal Mount	3	10	31-26384	Terminal Blocks	20
5	54-27107	Electronic Tray	1	11	31-26405	Ground Terminal Block	4
6	70-26001	Duct, Wiring, 1" Wide x 1.5" High	3	12	31-26377	X Axis Standalone Amp-220Vac	1
				13	203-102	Nut, Machine Screw.#10-32	4
				14	402-010	Washer, Lock.#10	4
				15	335-102-8	Scr.Skt.Hd.Cap.#10-32 x 1/2	4

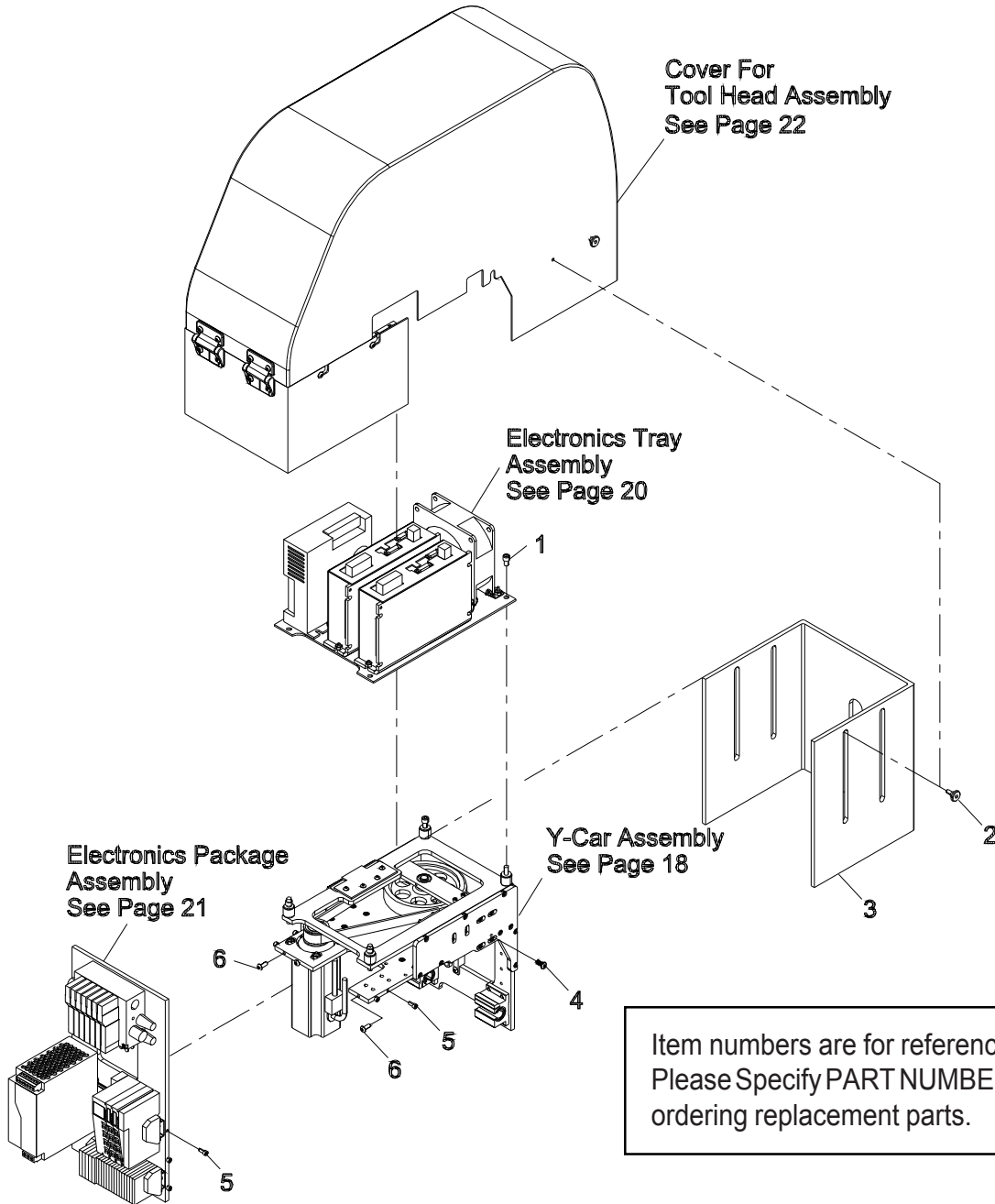


Item numbers are for reference only.
Please Specify PART NUMBER when
ordering replacement parts.

Y-Car Assembly With Cover

68-26315

ITEM	PART No.	DESCRIPTION	QTY
1	335-34-6	Scr.Skt.HD.Cap 1/4-20 x 3/8	4
2	67-26762	Steeped Screw	4
3	54-27297	Tool Guard	1
4	332-102-8s	Button Soced Hd Screw	2
5	335-93-6	Scr.Skt.Hd.Cap 8-32 x 3/8	10
6	333-86-8	#6-32 x 1/2" Button HeadCap	3

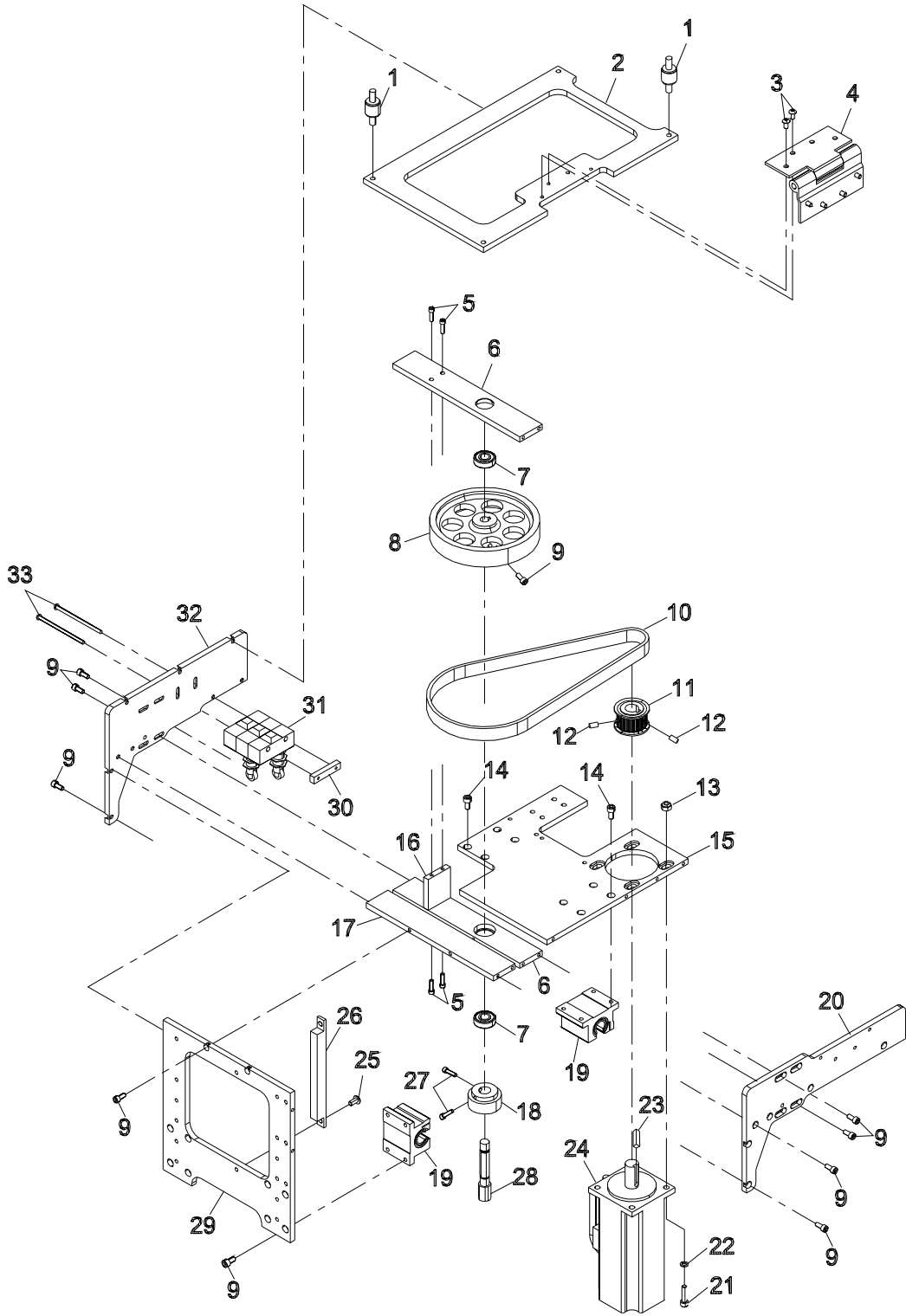


Eastman®

Over a Century of Cutting Expertise

Y-Car Assembly

68-26316



ITEM	PART No.	DESCRIPTION	QTY
1	67-26569	Vibration Isolator	4
2	54-27251	Isolation Plate	1
3	333-93-5	#8-32 x 5/16" Button Head Cap	8
4	67-26570	Friction Hinge	1
5	335-88-8	Shcs, #6-40 x 1/2	4
6	54-H0232	Lt Y Car Upper Bklsh	2
7	67-00520	Bearing, .375 Id x .875 Od	2
8	54-12985	Pulley, 72-Tooth	1
9	335-93-6	Scr. Skt. Hd. Cap #8-32 x 3/8	25
10	67-02628-120	Belt, 120-Tooth	1
11	67-D0213	Flange Pulley	1
12	342-93-4	Set Screw #8-32 x 1/4"	2
13	211-99	Nut, Elastic Hex Light #10-24	4
14	335-102-6	Scr. Skt. Hd. Cap #10-32 x 3/8	16
15	54-27247	Primary Plate, Y-Car	1
16	54-H0233	Lt Y Car Bklsh Conn.	1
17	54-H0231	Lt Y Car 2nd Hori	1
18	54-02934	Spur Gear, Altered, 25 Tooth	1

ITEM	PART No.	DESCRIPTION	QTY
19	67-06818	Pillow Block, 1/2"	4
20	54-27250	Left Gusset	1
21	335-99-12	Scr. Skt. Hd. Cap #10-24x 3/4	4
22	402-010	Washer, Lock#10	4
23	54-26985	Key, Drive Motor To Gear Reducer	1
24	31-26435	Y/Z Motor, W/ Pig Tail, 11.25"	1
25	333-102-6	Scr. Hx. Skt. Btn. Sst. #10-32 x 3/8"	2
26	54-27269	Tool Head Allignment Guide	1
27	342-86-4	6-32 x 1/4" Cup Pt, Hex Socket, Set Scr	2
28	54-D0267	Lt Y Driven Shaft	1
29	54-27261	Tool Head Interface Plate	1
30	CH-72	Plate, Nut For Microswitch	1
31	31-00922	Switch, Roller, 90-Deg, Spdt	3
32	54-27248	Right Gusset	1
33	313-86-40	Screw, Rd. Hd. #6-32 x 2 & 1/2	2

Item numbers are for reference only.
Please Specify PART NUMBER when
ordering replacement parts.

Eastman®

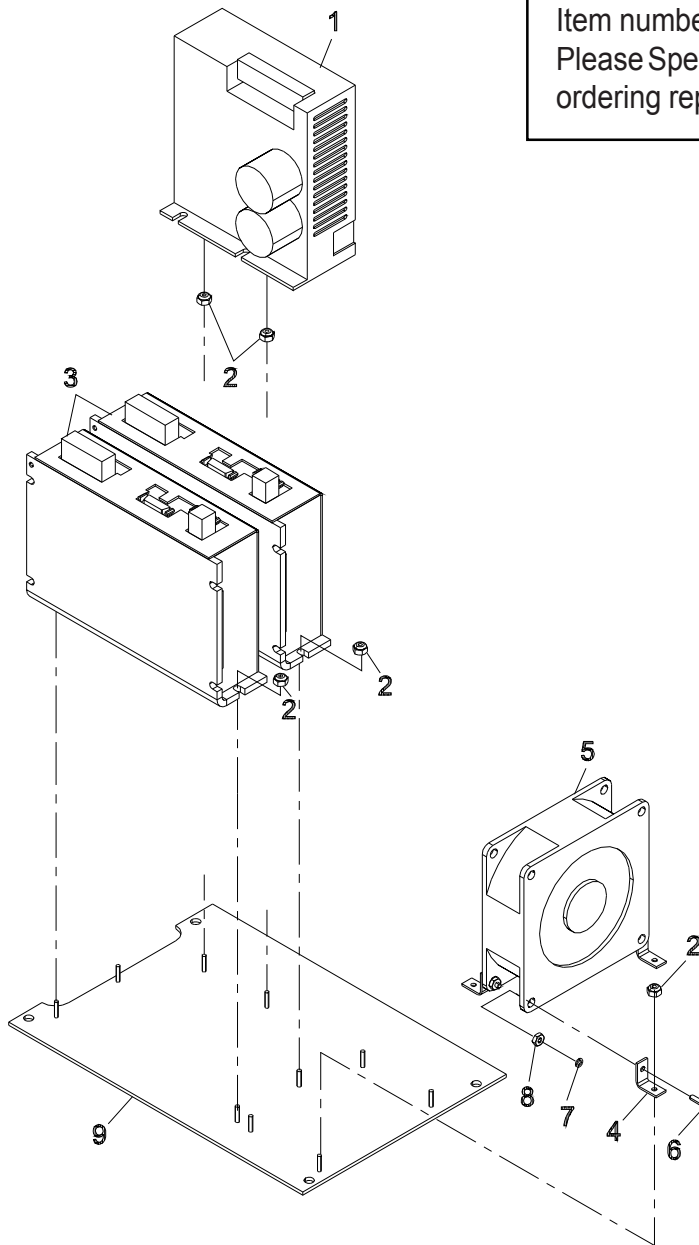
Over a Century of Cutting Expertise

Electronics Tray Assembly

68-26317

ITEM	PART No.	DESCRIPTION	QTY
1	31-26876	4 Axis Pwr Supply-220Va	1
2	211-93	Nut, Elastic Hex Light #8-32	10
3	31-26359	Y Car Amp Module-320Vdc	2
4	67-26383	Fan Mounting Angle	4
5	11-1908	Fan, Circulation	1

ITEM	PART No.	DESCRIPTION	QTY
6	333-86-8	#6-32 x 1/2" Button Head Cap	4
7	402-060	Washer, Lock #6	4
8	203-86	Nut, Hex Machine Screw #6-32	4
9	54-27245	Electronics Mount Tray	1

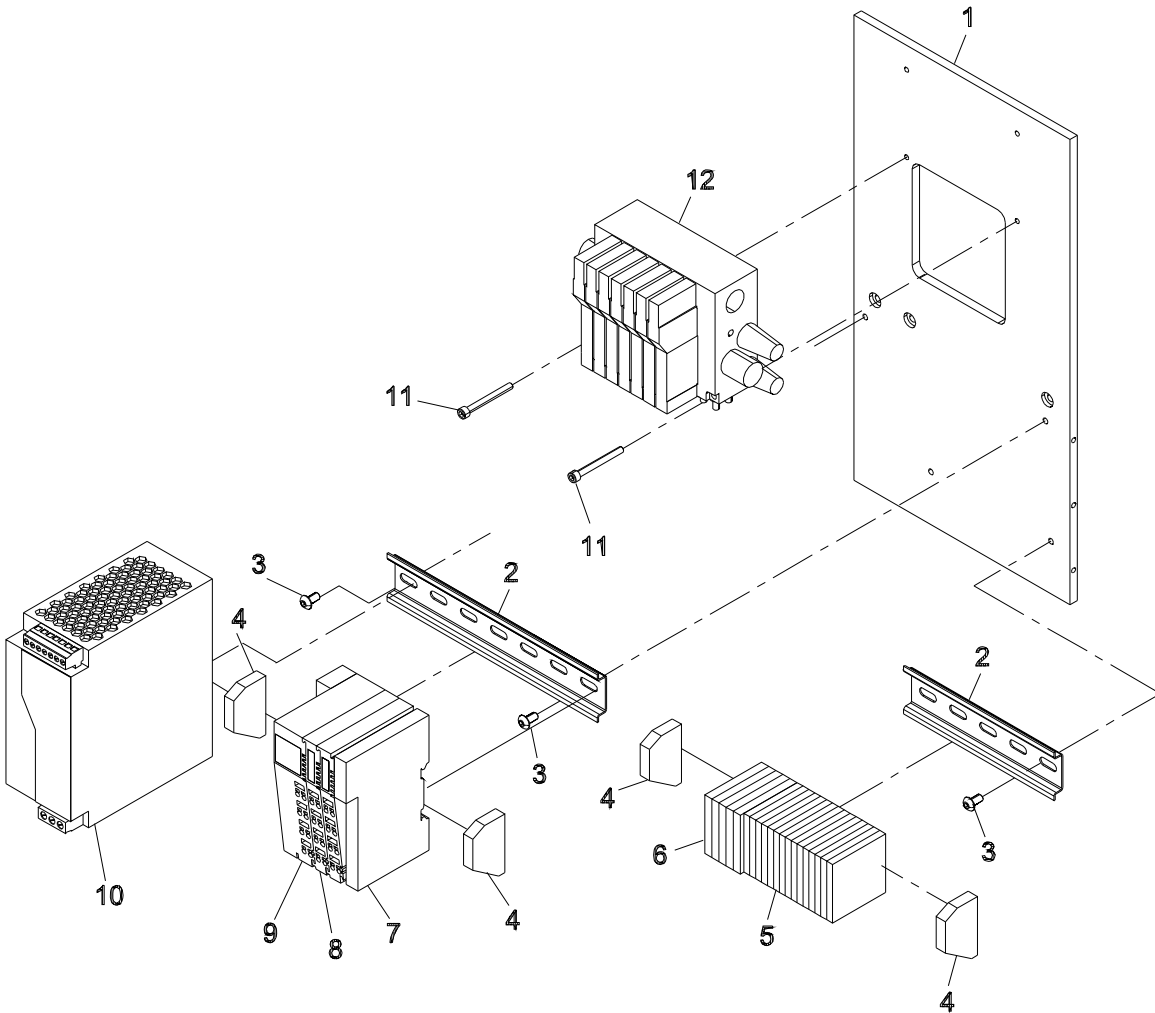


Item numbers are for reference only.
Please Specify PART NUMBER when
ordering replacement parts.

Electronics Package Assembly

68-26318

ITEM	PART No.	DESCRIPTION	QTY	ITEM	PART No.	DESCRIPTION	QTY
1	54-27246	Air Valve Mounting Plate	1	7	31-26366	Slice I/O Network Adapter	1
2	31-00739	8" Terminal Mount	2	8	31-26368	Slice 8 Digital Output	1
3	333-102-6	Scr. Hex. Skt. Btn #10-32 x 3/8	4	9	31-26367	Slice 8 Digital Input	1
4	31-26414	Terminal End Clamps	4	10	31-26370	Power Supply 24Vdc 5A	1
5	31-26384	Terminal Blocks	15	11	335-93-24	Scr. Skt. Hd. Cap #8-32 x 1.5	2
6	31-26405	Ground Terminal Block	5	12	27-26050	24V, 7 Port Valve Manifold	1



Item numbers are for reference only.
Please Specify PART NUMBER when
ordering replacement parts.

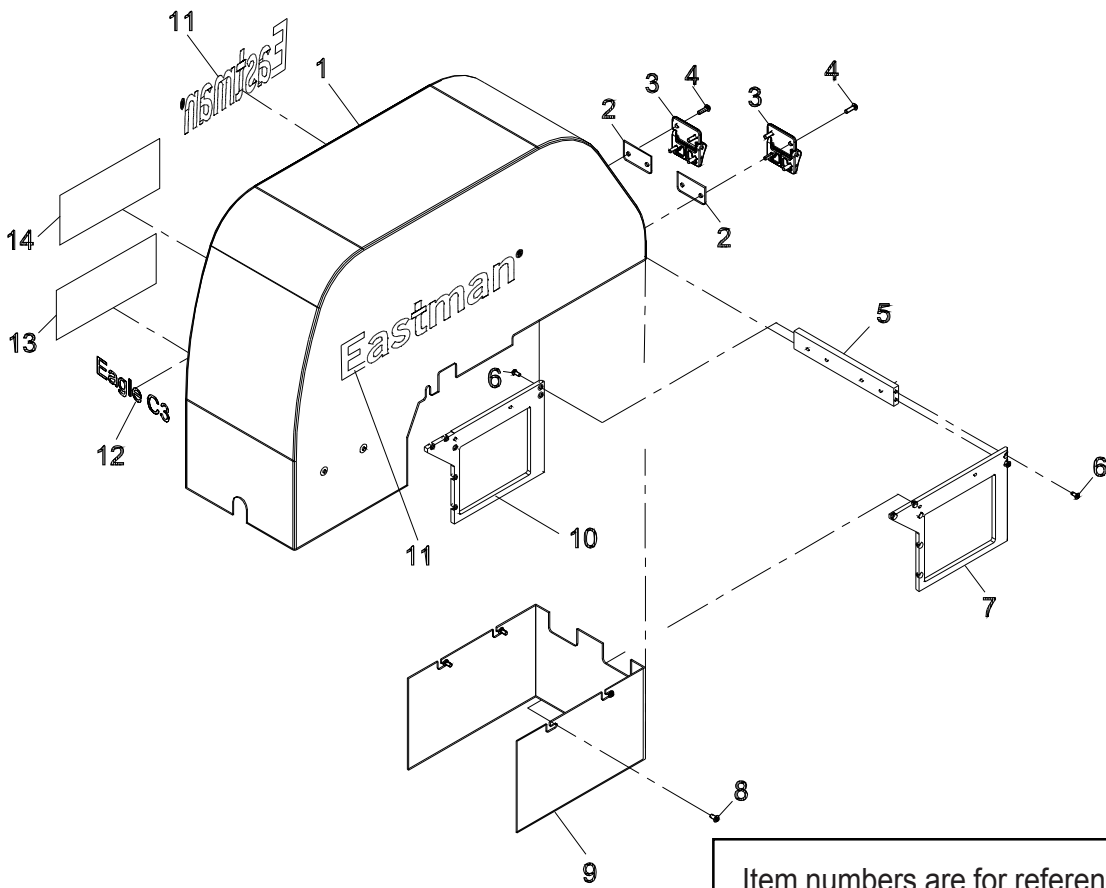
Eastman®

Over a Century of Cutting Expertise

Cover For Tool Head Assembly

68-26331

ITEM	PART No.	DESCRIPTION	QTY
1	68-26330	Aluminium Tool Head Cover	1
2	54-27295	Spacer For Hinges	2
3	67-26614	Hinge	2
4	333-102-10	Scr.Hex.Skt.Btn.#10-32 x 5/8	8
5	54-27294	Front Support Plate	1
6	335-93-6	Scr.Hex.Skt.Btn.#8-32 x 5/8	4
7	54-27292	Left Support Plate	1
8	333-102-6	Scr.Hex.Skt.Btn.#10-32 x 3/8	4
9	54-27296	Rear Cover	1
10	54-27591	Right Support Plate	1
11	91-26002	Decal, Small Eastman/Logo	2
12	91-26077-W	Decal, Eagle-S3R-C3R Logo	1
13	91-26073-3	Decal, Blade Hazd. Lockout	1
14	91-26073-4	Decal, Guard Removed, Small	1

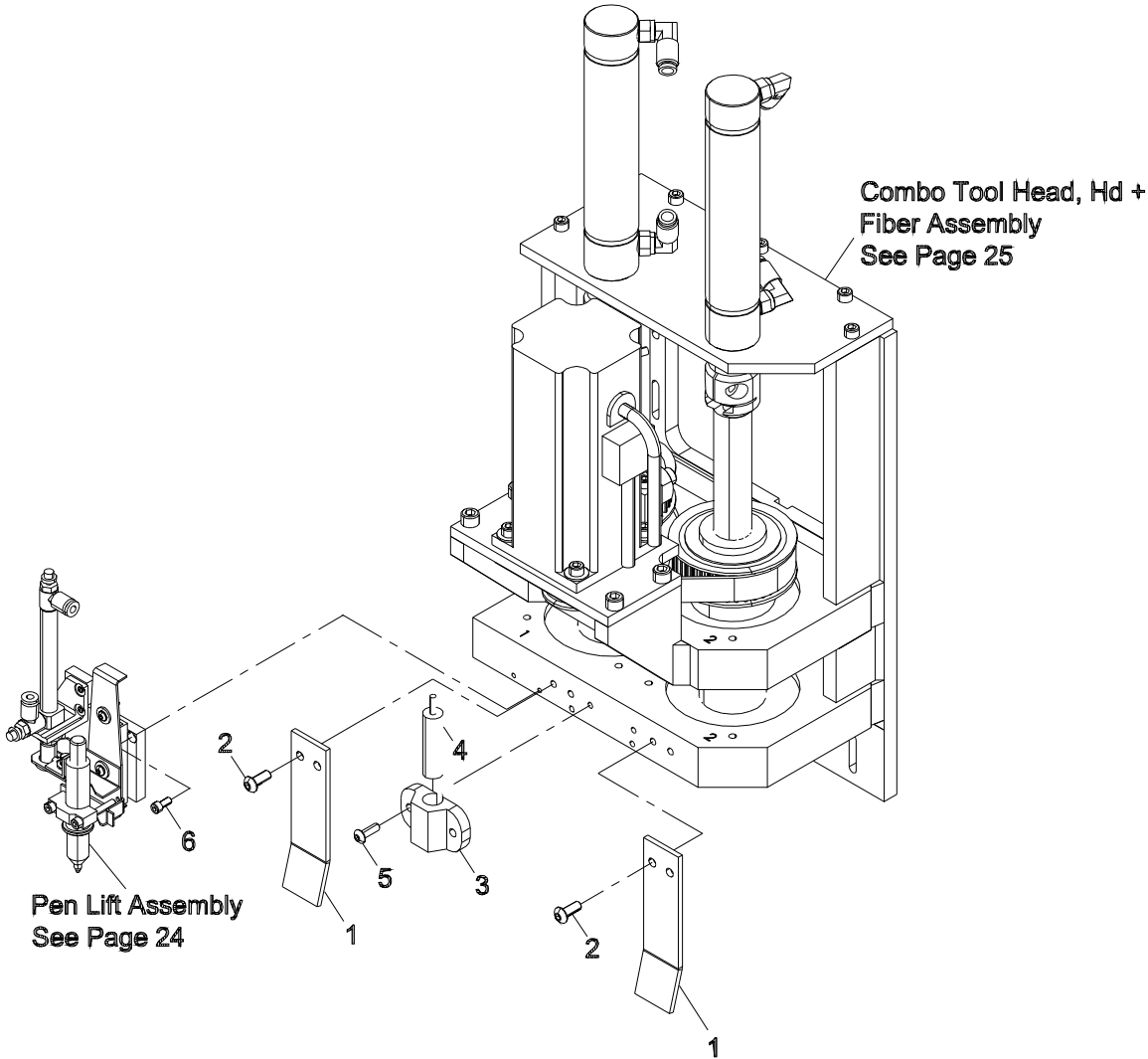


Item numbers are for reference only.
Please Specify PART NUMBER when
ordering replacement parts.

HD Tool Head

68-26326-2

ITEM	PART No.	DESCRIPTION	QTY
1	54-26117	Curtin Guard	2
2	335-102-8	Scr. Skt. Hd. cap 10-32 x 1/2	4
3	54-H0403	Mount Laser Pointer	1
4	81-00002	Laser Diode Pointer	1
5	333-93-8	Scr. Hex. Skt. Btn #8-32 x 0.5	2
6	335-86-5	#6 UNC x 5/16" Lg Shcs	2



Item numbers are for reference only.
Please Specify PART NUMBER when
ordering replacement parts.

Eastman®

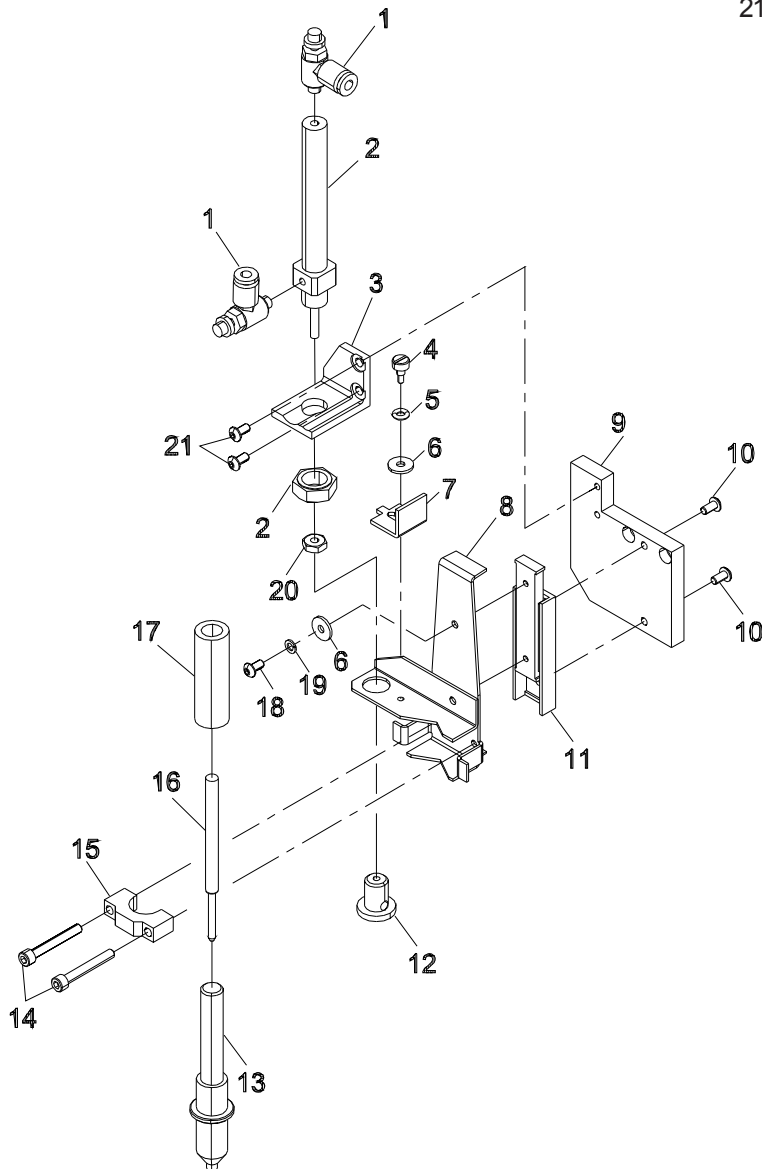
Over a Century of Cutting Expertise

Pen Lift Assembly

68-26324

ITEM	PART No.	DESCRIPTION	QTY
1	100-18-19	Flow Control Valve, 10-32 Thd	2
2	67-26224	Cylinder, Pen Assy	1
3	54-27277	Cylinder Mounting Bracket	1
4	355-2-2	Shoulder Bolt 0.125 x 0.125	1
5	67-03004	O-Ring, Buna-N 1/8 Id 1/4 Od	1
6	410-040	Washer, Flt. #4	3
7	54-26269	Cylinder Mounting Bracket	1
8	54-26272	Pen Mounting Bracket	1
9	54-27276	Pen Adapter Plate	1
10	333-3-6	Scr.Hex.Skt.Btn.3m x 6mm Lg. 2	

ITEM	PART No.	DESCRIPTION	QTY
11	67-26223	Slide Bearing, Pen Assy	1
12	54-26270	Cylinder End Pen Assy	1
13	67-26151	Pen Adapter	1
14	335-86-16	Scr.Skt.Hd.Cap 6-32-1	2
15	54-H0213	Pen Holder	1
16	Optional	See Chart	
17	67-26150	Tubing, Pen Mount Spacer	1
18	333-3-6	Scr. Hex.Skt.Btn.3M x 6mm Lg 2	2
19	402-040	Washer, Lock #4	2
20	203-84	Nut, Fin. Hex. #5-40	1
21	333-86-4	Sbhcs Screw 0.06-80 x 0.125 2	



Replacement Ink Pens

Part No.	Description	Qty
67-26152	Black Ink pen	1
67-26152-1	Yellow Ink Pen	1
67-26152-2	Silver Ink Pen	1
67-26152-3	Ultraviolet Ink Pen	1
67-26152-4	Gold Ink Pen	1

Replacement Ink Markers

Part No.	Description	Qty
67-26286-2	Metalic Silver Marker	1
67-26286-4	Metalic Gold Marker	1
67-26339	Fine Black Marker	1
67-26339-5	Fine Red Marker	1
67-26340-6	Fine White Marker	1

Markers Require Adapter Kit #96-26050

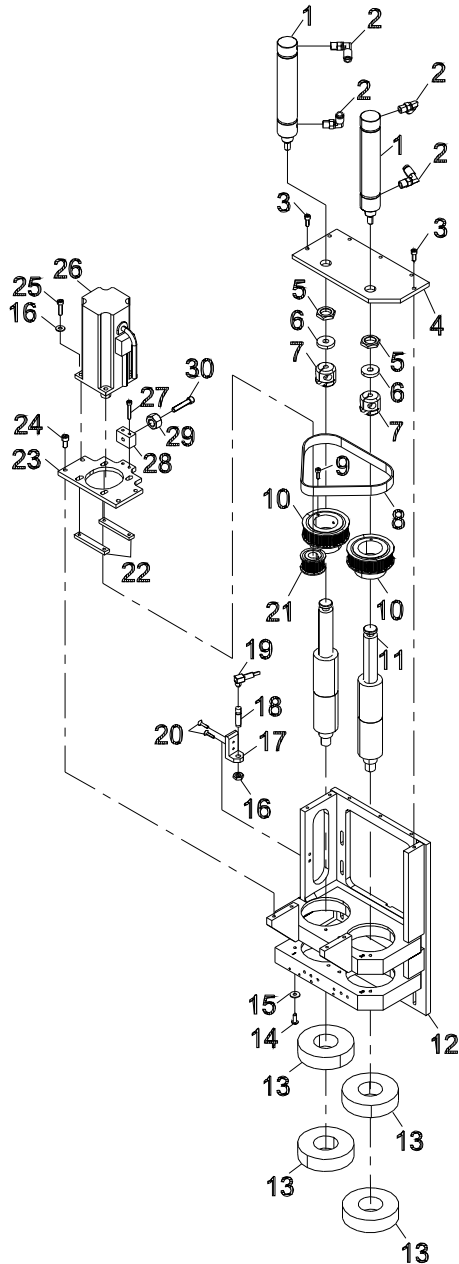
Item numbers are for reference only.
Please Specify PART NUMBER when
ordering replacement parts.

Combo Tool Head, Hd+Fiber Assembly

68-26326-1

ITEM	PART No.	DESCRIPTION	QTY
1	54-26151	Cylinder, 3" Tool Head	2
2	100-13-7	Male Elb. Sw 1/8Npt, 1/4 Pushon	4
3	335-102-8	Scr. Skt. Hd. Cap. #10-30 x 1/2	6
4	54-27281	Cylinder Mounting Plate	1
5	54-26152	5/8-18 Nut, 0.2 Thick	2
6	54-26697	Bumper	2
7	54-26088	1.06 Dia Cyl Coupling	2
8	67-26603	Belt, 5mm, 425 Lg, 150	1

ITEM	PART No.	DESCRIPTION	QTY
9	335-M4-12	Scr. Skt. Hd. Metric. M4 x 0.7 x 12	1
10	67-26601	Pulley, Misumi	2
11	54-26119	Spindle Shaft	2
12	68-26328	Heavy Duty And Fiber Tool Head Frame	1
13	67-26082	Radial Ball Bearing	4
14	335-102-8	Scr. Skt. Hd. Cap. #10-30 x 1/2	6
15	410-010	Washer, Flt #10	12
16	203-43	Hex Nut 1/2"-13	1
17	54-27557	Home Sensor Mounting Angle	1
18	31-03008	Inductive Sensor	1
19	31-03008-1	Prox Switch Cable	1
20	332-86-10	Scr.Skt.Flt. Hd.Cap.6-32 x 5/8"	2
21	67-26602	Drive Pulley	1
22	54-27287	Nut Strip	2
23	54-27288	Motor Plate	1
24	335-34-8	1/4-20 x 1/2 Scr. Skt. Hd. Cap.	4
25	335-102-12	Scr. Skt. Hd. Cap.#10-32 x 3/4	4
26	31-26435	Y/Z Motor W/ Pig Tail, 11.25"	1
27	335-93-16	Scr. Skt. Hd. Cap. #8-32 x 1	2
28	54-26179	Block, Belt Tnsnr, Fc/Hd Tool Head	1
29	203-43	Hex Nut 1/2"-13	1
30	335-34-20	Scr. Skt. Hd. Cap 1/4-20 x 1 & 1/4"	1



Item numbers are for reference only.
Please Specify PART NUMBER when
ordering replacement parts.

Eastman®

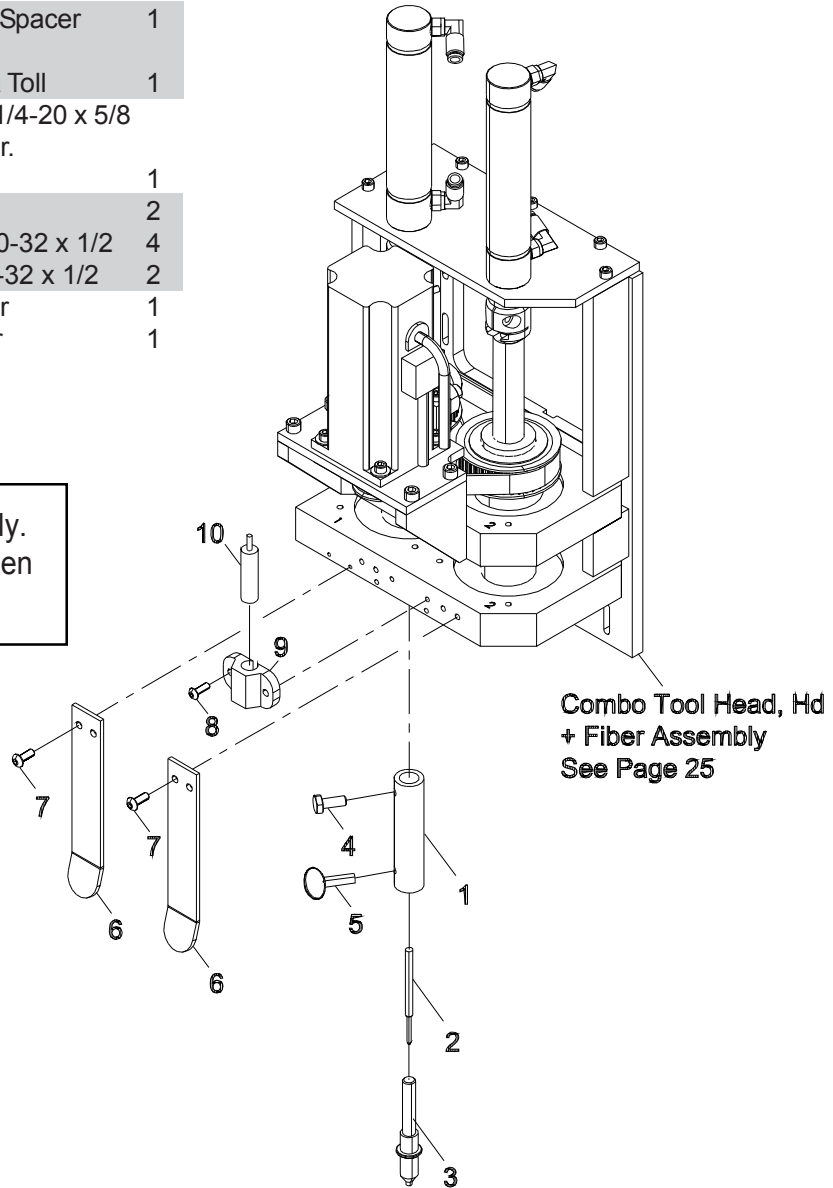
Over a Century of Cutting Expertise

**Optional:
Fiber Tool Head Assembly**

68-26326-3

ITEM	PART No.	DESCRIPTION	QTY
1	67-26150	Tubing, Pen Mount Spacer	1
2	Optional	See Chart	
3	54-26082	Pen Adapter, 3" Dia Toll	1
4	331-34-12	Scr. Hex. Hd. Cap 1/4-20 x 5/8	
5	387-34-12	Scr. Thmb. No Shldr. 1/4-20 x 5/8	1
6	54-26089	Curtin Guard	2
7	335-102-8	Scr. Skt. Hd. cap 10-32 x 1/2	4
8	333-93-8	Scr. Skt. Hd. cap 8-32 x 1/2	2
9	54-H0403	Mount Laser Pointer	1
10	81-00002	Laser Diode Pointer	1

Item numbers are for reference only.
Please Specify PART NUMBER when
ordering replacement parts.



Replacement Ink Pens		
Part No.	Description	Qty
67-26152	Black Ink pen	1
67-26152-1	Yellow Ink Pen	1
67-26152-2	Silver Ink Pen	1
67-26152-3	Ultraviolet Ink Pen	1
67-26152-4	Gold Ink Pen	1

Replacement Ink Markers		
Part No.	Description	Qty
67-26286-2	Metalic Silver Marker	1
67-26286-4	Metalic Gold Marker	1
67-26339	Fine Black Marker	1
67-26339-5	Fine Red Marker	1
67-26340-6	Fine White Marker	1

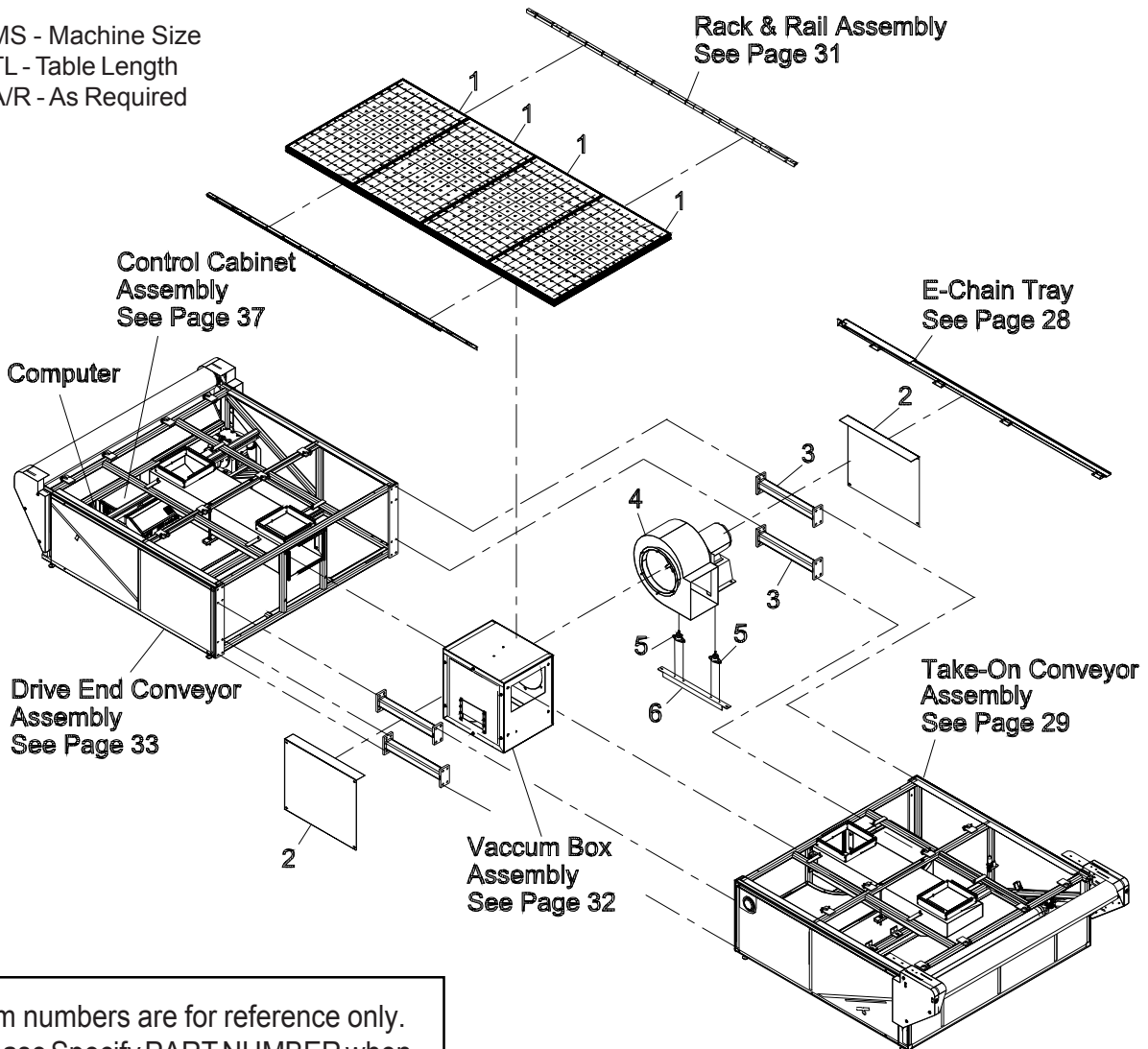
Markers Require Adapter Kit #96-26050

Conveyor Assembly

96-26117-MSTL

ITEM	PART No.	DESCRIPTION	QTY
1	68-26310-MS	Plenum Assembly	A/R
2	54-27216	Center Cover	2
3	54-27215	Stiffner Member	4
4	68-26288	6000CFM Blower	1
5	67-26388	Shock Mount	4
6	54-27174	Blower Mounting Angle	2

*MS - Machine Size
 *TL - Table Length
 *A/R - As Required



Item numbers are for reference only.
 Please Specify PART NUMBER when
 ordering replacement parts.

Eastman®

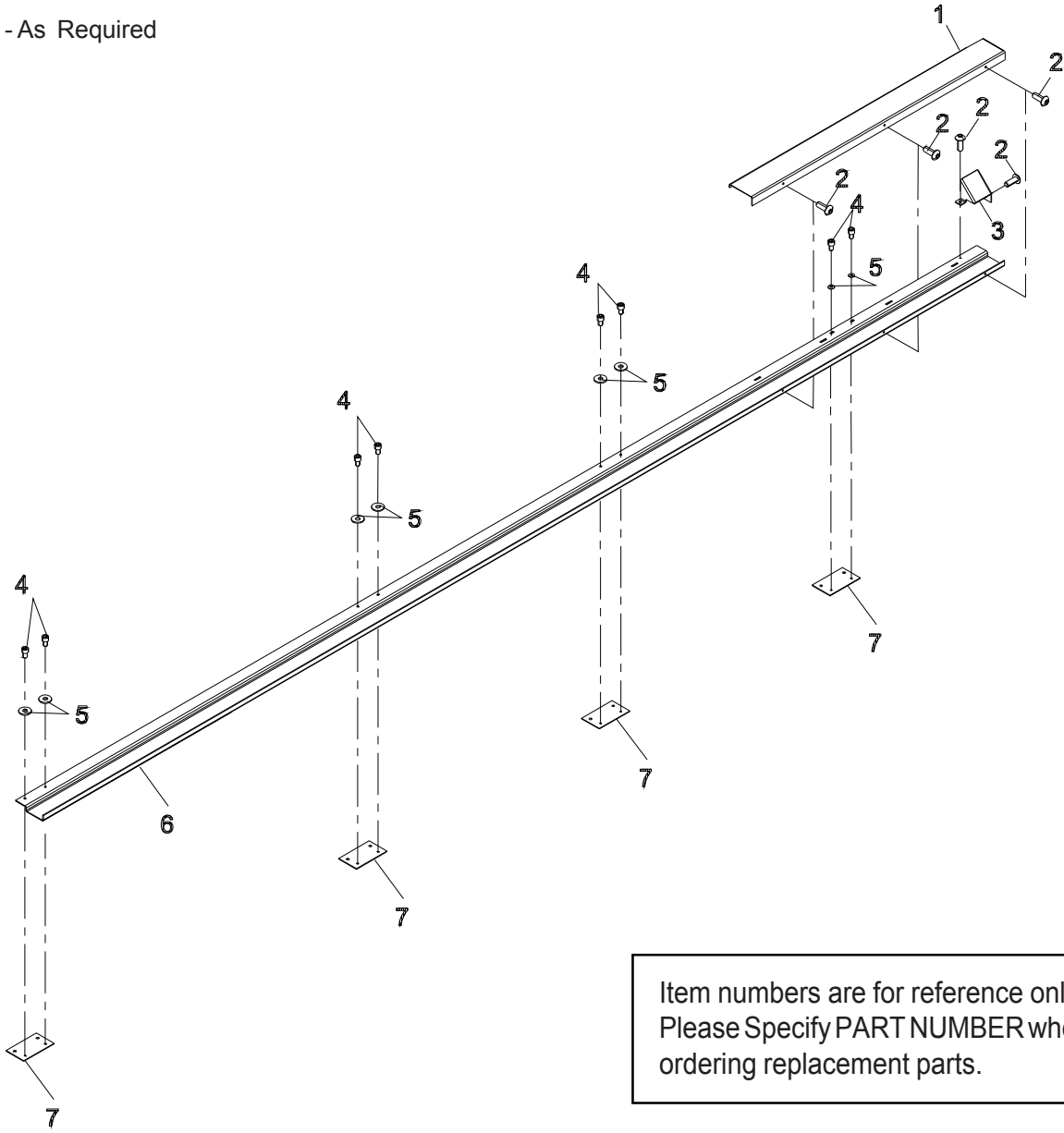
Over a Century of Cutting Expertise

E-Chain Tray, Kit

96-26133-L

ITEM	PART No.	DESCRIPTION	QTY
1	54-27522	E-Chain Trough Cover	1
2	333-102-8	Scr. Skt. Hd. Cap #10-32 x 1/4	5
3	54-27523	E-Chain Trough Wire Cover	1
4	335-34-6	Scr.Skt.Flt.Hd.Cap 1/4-20 x 3/8	8
5	402-34	Washer, Flt. 1/4	8
6	54-27520	E-Chain Trough	A/R
7	54-27518	E-Chain Trough Brkt	4

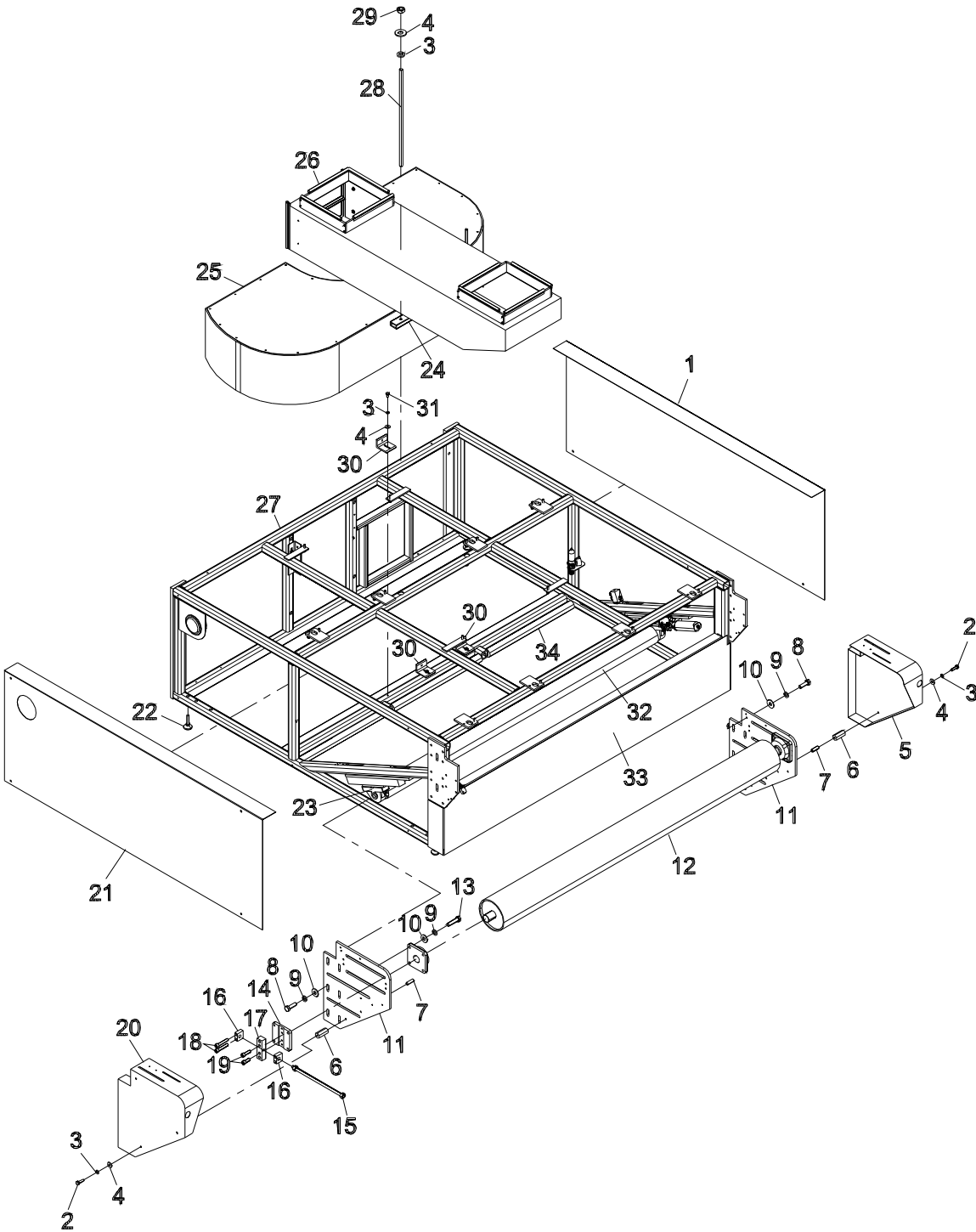
*A/R - As Required



Item numbers are for reference only.
Please Specify PART NUMBER when
ordering replacement parts.

Take-On Conveyor Assembly

68-26320-MS



Eastman®

Over a Century of Cutting Expertise

ITEM	PART No.	DESCRIPTION	QTY
1	54-27212	Side Cover	1
2	331-37-16	Washer, Lock 5/16	6
3	410-36	Washer, Flt. 5/16	6
4	402-36	Washer, Lock 5/16	6
5	54-27226	Take-On, Non-Op Side Cover	1
6	65-26041	Hex Spacer	6
7	342-37-16	Scr. Hex. Skt. Set 5/16-24 x 1	6
8	331-43-24	Scr. Hex. Hd. Cap 1/2-13 x 1 & 1/2	12
9	402-44	Washer, Lock 1/2	24
10	410-44	Washer, Flt. 1/2	28
11	54-27227	Take-On Adjustable Plate	2
12	54-27228	Take Up Roller	1
13	331-43-32	Scr. Hex. Hd. Cap 1/2-13 x 2	8

ITEM	PART No.	DESCRIPTION	QTY
14	54-26972	Tension Plate	2
15	68-26211	Adjusting Rod Assembly	2
16	54-26680	Tension Take-Up Block	4
17	54-26971	Tension Block	2
18	335-38-32	Scr. Skt. Hd. Cap 3/8-16 x 2	8
19	335-38-20	Scr. Skt. Hd. Cap 3/8-16 x 1-1/4	4
20	54-27225	Take-On Operator Side Cover	1
21	54-27213	Side Cover	1
22	67-26403	Swivel Levelling Mount, 1/2-13	4
23	Steer Glide	See Page 38	
	Sub Assembly 2		1
24	54-27265	Rectangular Tube Clamp Bar	2
25	68-26298	6000CFM Silencer	1
26	67-26590	Edge Trim, 5/8" Bulb x 1/8"	20
27	54-27230	Drive End, Frame	1
28	54-26943	Clamp Rod Stud	2
29	206-44	Nut, Jam Hex 1/2-20	7
30	54-27286	Silencer Mount Bracket	3
31	331-34-8	Scr.Hex.Head.Cap 1/4-20 x 1/2	11
32	54-27229-MS	4" Idler Roller-MS Table	1
33	54-27290-MS	Take-On End Cover	1
34	67-26545	Conveyor Roller, 26", Tapered	1

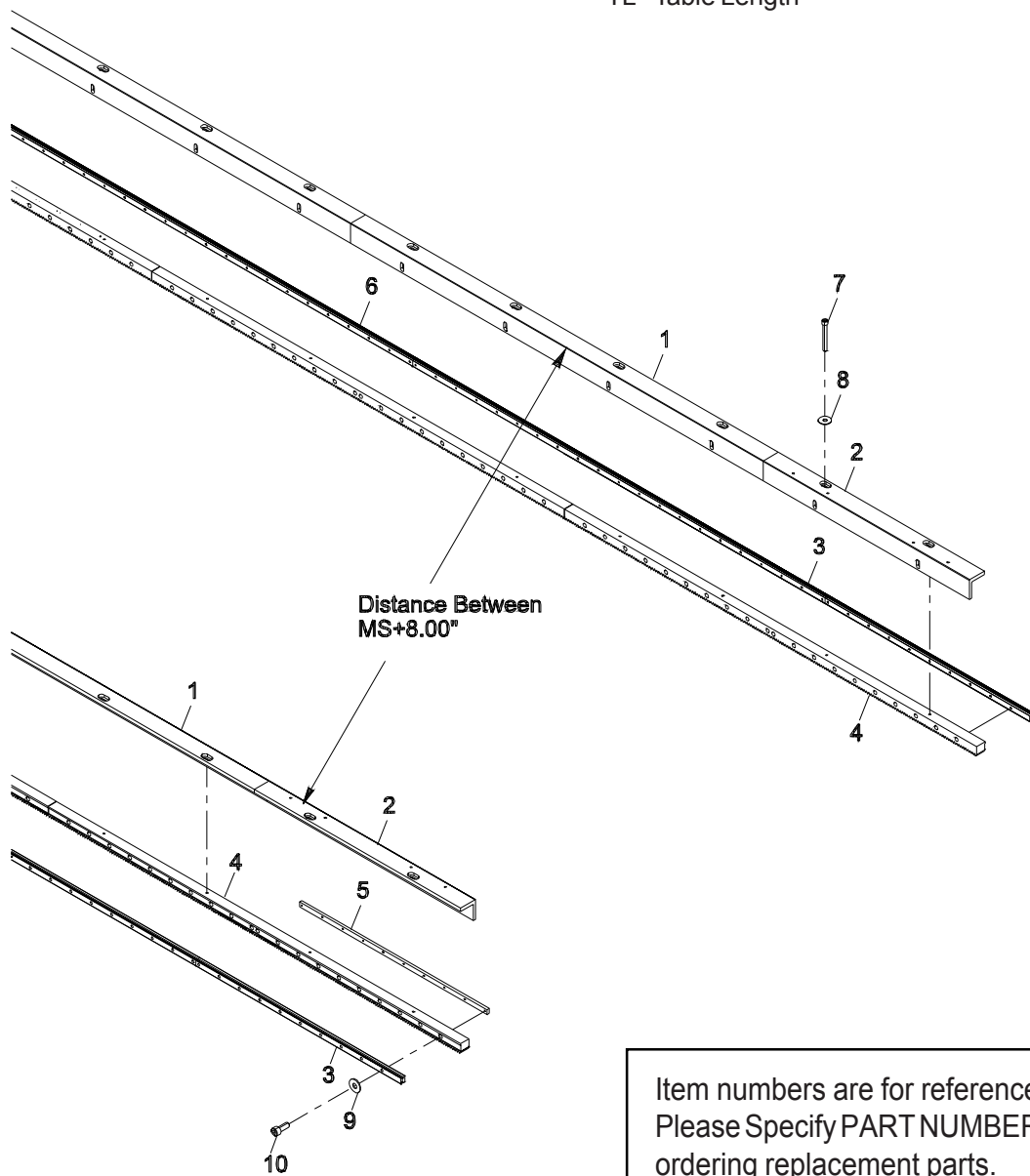
Item numbers are for reference only.
Please Specify PART NUMBER when
ordering replacement parts.

Rack & Rail Assembly

68-26282-TL

ITEM	PART No.	DESCRIPTION	QTY	ITEM	PART No.	DESCRIPTION	QTY
1	54-27141	Rack Angle-48"	6	6	67-26557-121	Rail, 121mm End	2
2	54-27140	Rack Angle-24"	4	7	335-38-48	Scr. Skt. Cap. Hd 3/8-16 x 3	32
3	67-26557-604	Rail, 604mm End	2	8	67-26550	Washer, Flat	
4	54-27081	Gear Rack	10			.406 x 1.250 x .047	32
5	54-27143	M3, Nut Plate, Square 10 Hole	16	9	410-010	Washer, Flt. #10	32
				10	65-26034-40	Scr. Skt. Hd. M3 x 40mm	160

*TL - Table Length

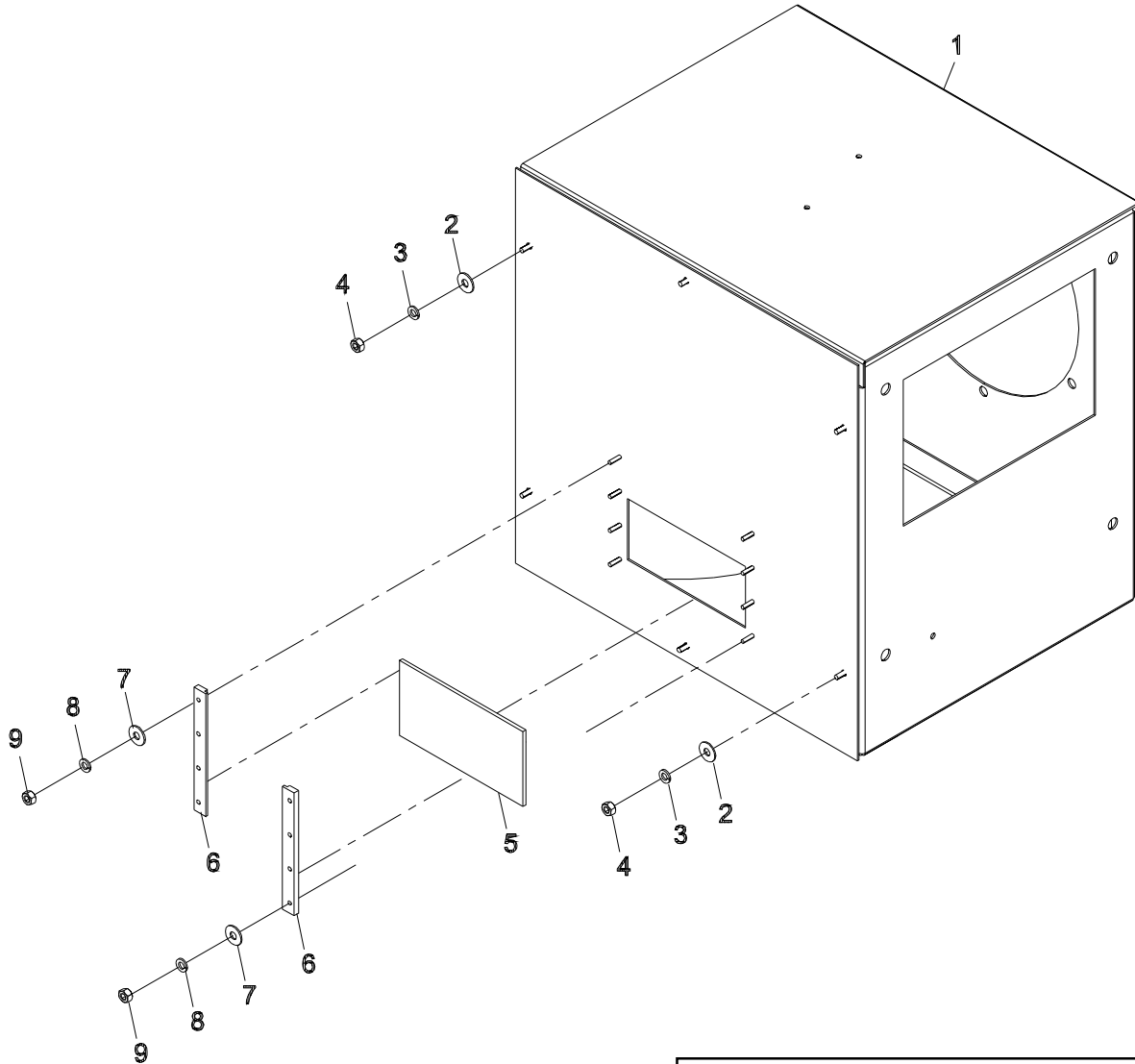


Item numbers are for reference only.
Please Specify PART NUMBER when
ordering replacement parts.

Vaccum Box Assembly

68-26312

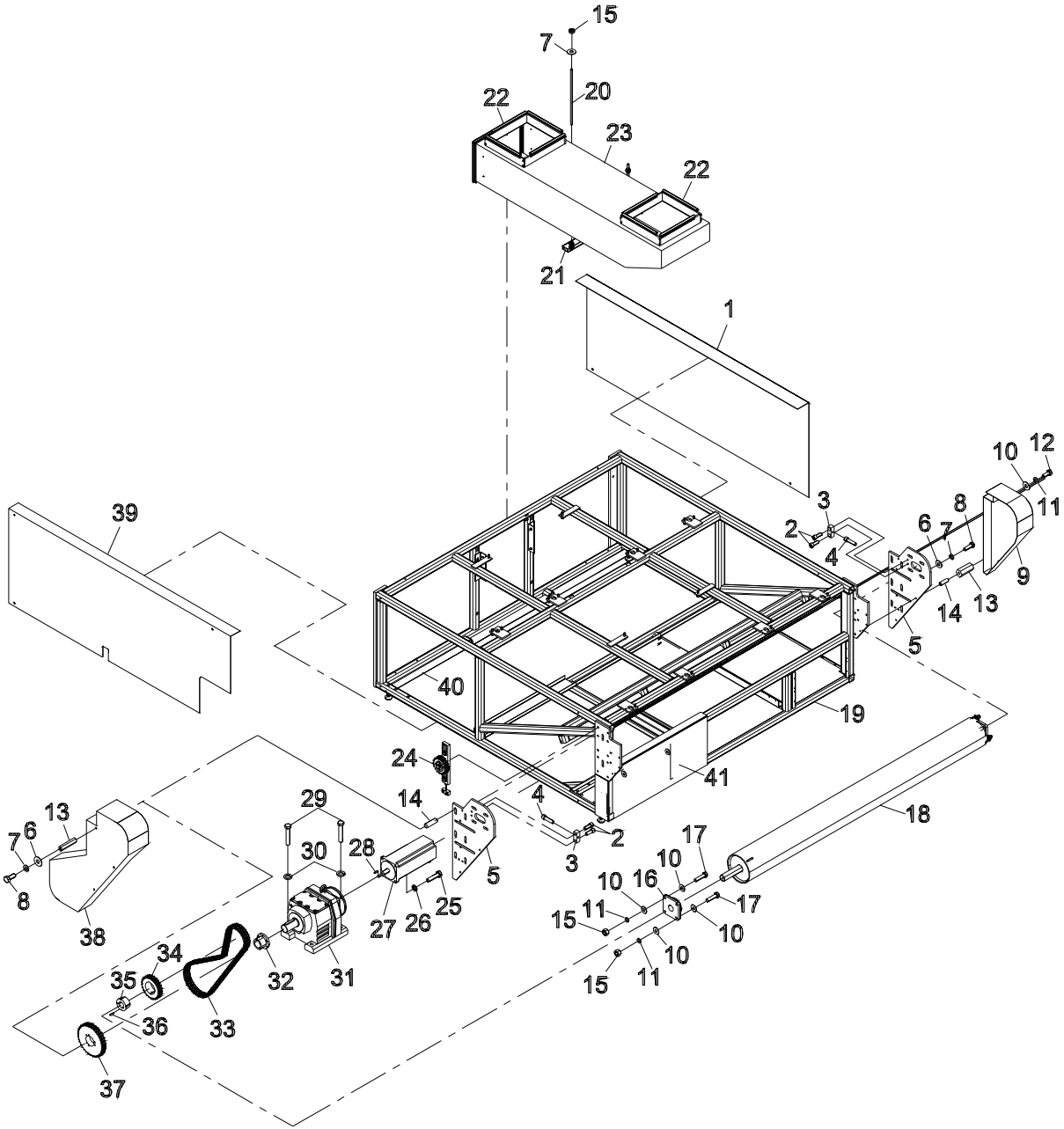
ITEM	PART No.	DESCRIPTION	QTY	ITEM	PART No.	DESCRIPTION	QTY
1	68-26312	Vaccum Box	1	6	54-27023	Vaccum Control Track	2
2	410-36	Washer, Flt. 5/16	6	7	410-34	Washer, Flt. 1/4	8
3	402-36	Washer, Lock. 5/16	6	8	402-34	Washer, Lock. 1/4	8
4	203-37	Nut, Fin.Hex 5/16-24	6	9	211-34	Nut, Elastic Hex Light 1/4-20	8
5	54-27019	Vaccum Control Gate	1				



Item numbers are for reference only.
Please Specify PART NUMBER when
ordering replacement parts.

Drive End Conveyor Assembly

68-26321-MS



Item numbers are for reference only.
Please Specify PART NUMBER when
ordering replacement parts.

Eastman®

Over a Century of Cutting Expertise

ITEM	PART No.	DESCRIPTION	QTY
1	54-27212	Side Cover	1
2	335-38-16	Scr. Hex. Hd. Cap 3/8-16 x 1	4
3	54-26669	Drive End Adjustable Tension	2
4	331-38-24	Scr. Hex. Hd. Cap 3/8-16 x 1 & 1/2	16
5	54-27232	Drive Roller Side Plate	2
6	410-36	Washer, Flt. 5/16	6
7	402-36	Washer, Lock 5/16	6
8	331-37-12	Scr. Hex. Hd. Cap 5/16-24 x 3/46	6
9	54-27233	Drive End Cover, Operator Side	1
10	410-44	Washer, Flt. 1/2	20
11	342-37-16	Scr. Hex. Skt. Set 5/16-24 x 1	6
12	331-43-24	Scr. Hex. Hd. Cap 1/2-13 x 1 & 1/2	12
13	65-26041-L	Hex Spacer	6
14	342-37-16	Scr. Hex. Skt. Set 5/16-24 x 1	6
15	203-43	Nut, Fin.Hex, 1/2-1/3	8
16	67-26433	1-3/4" Dia. 4 Bolt Flange Brg.	2
17	331-43-32	Scr. Hex. Hd. Cap 1/2-13 x 2	8
18	54-27300-MS	8" SC-Drive Roller 78"	1
19	54-27230-MS	Drive End	1

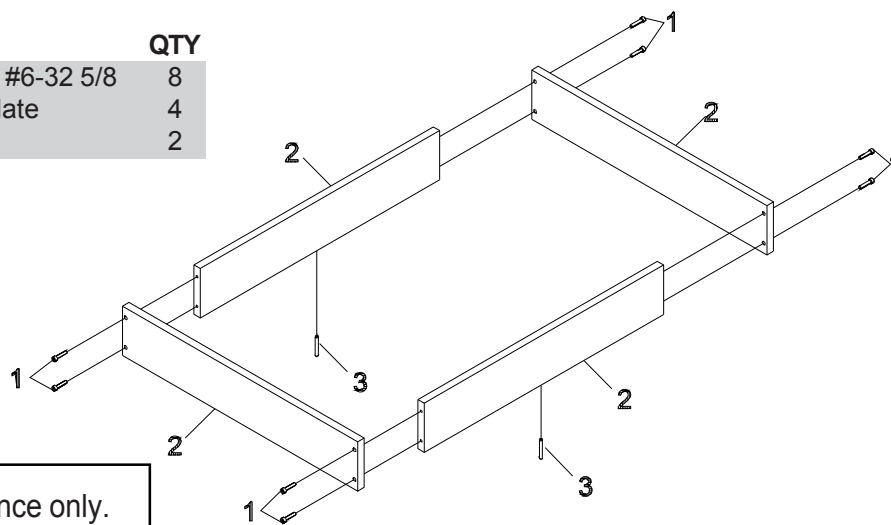
ITEM	PART No.	DESCRIPTION	QTY
20	54-26943	Clamp Rod Stud	2
21	54-27265	Rectangular Tube Clamp Bar	2
22	67-26590-L	Edge Trim, 5/8" Bulb x 1/8"	20
23	54-27222	Rectangular Vacuum Tube	1
24	68-26232	Drive Chain Tension Assy	1
25	331-M10-40	Scr. Hex. Hd. Cap M10 x 401.5mm	4
26	402-M10	Washer, Lock M10	4
27	31-26125	Medium duty Servo Motor	1
28	54-26985	Key, Drive Motor To Gear Reducer	1
29	331-47-40	Scr.Hex Hd.Cap 5/8-11 X 2 1/2	4
30	402-48	Washer, Lock 5/8"	5
31	67-26537	In-Line Reducer, Med, Spd, 2.121	1
32	67-26500-1	2 1/8" Bore QD Bushing	1
33	67-26501	No. 60-2 Double Strd. Roller	10
34	67-26546	No. 60-2 Sprocket 36 Teeth	1
35	67-26547-1	1-3/4" Bore Taper Bushing, Mode 1	1
36	54-26985	Key, Drive Motor To Gear Reduc	1
37	67-26499	Sprocket, 36 Tooth	1
38	54-27234	Drive Chain Cover	1
39	54-27282	Drive End Side Cover, Drive Side	1
40	67-26545	Conveyor Roller, 17", Tapered	2
41	54-27238	End Cover	1

*MS - Machine Size

Rectangular Riser

68-26311

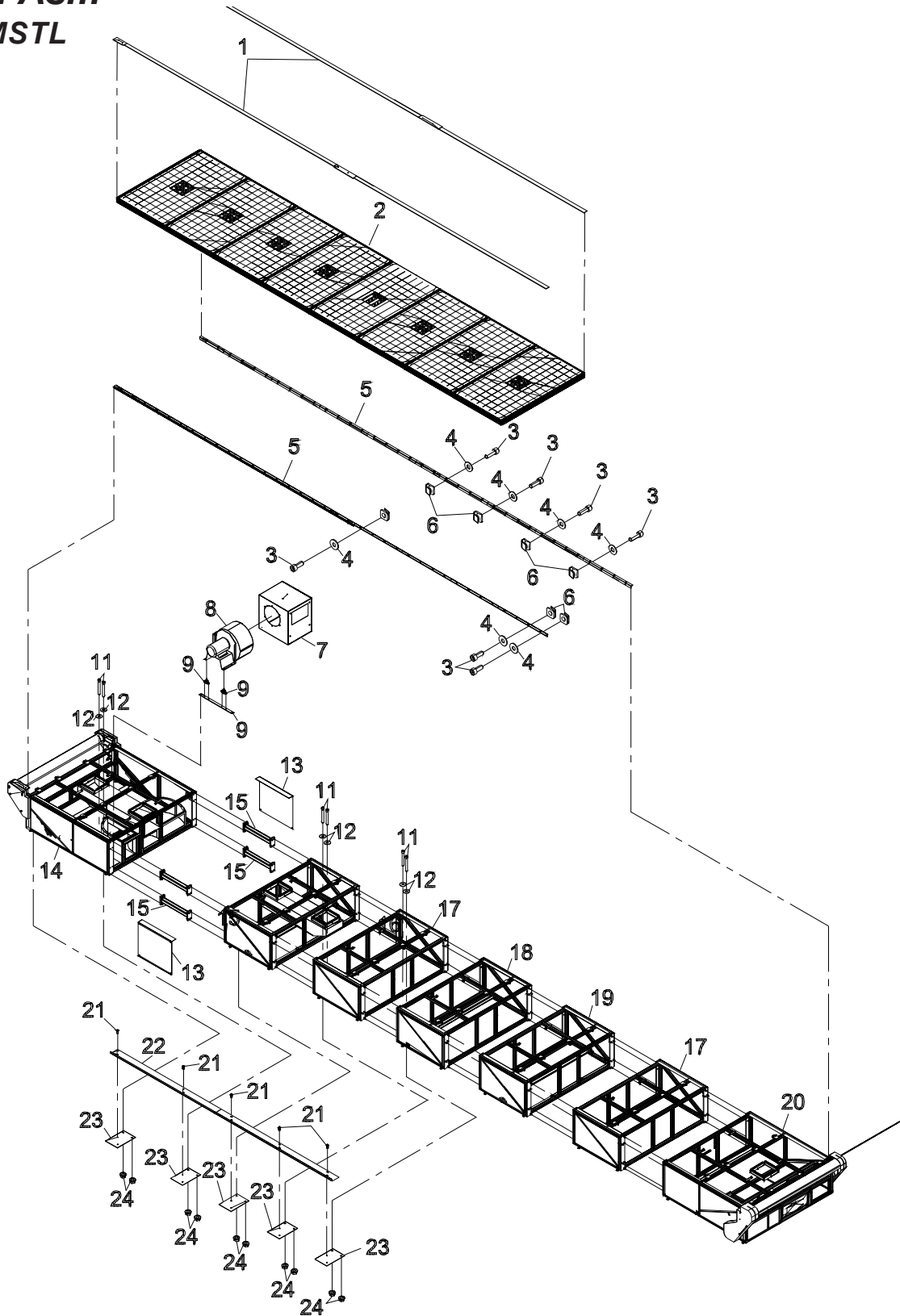
ITEM	PART No.	DESCRIPTION	QTY
1	335-86-10	Scr. Skt. Hd. Cap #6-32 5/8	8
2	68-26311	3/8" Aluminium Plate	4
3	Sps 0.125 x 1	1/8" Roll Pin	2



Item numbers are for reference only.
Please Specify PART NUMBER when
ordering replacement parts.

Conveyor Asm

96-26117-MSTL



ITEM	PART No.	DESCRIPTION	QTY
1	54-26847	Dress Strip x 192"	2
2	68-26310-MS	Plenum Assembly	A/R
3	65-26036-16	Scr. Skt. Hd. M8 x 16mm	A/R
4	410-010	Washer, Flt. #10	4
5	54-27141	Rack Angle-48"	6
6	65-26035	M8 Square Nut	12
7	68-26312	Vaccum Box	1
8	68-26288	6000CFM Blower	1
9	67-26388	Shock Mount	4
10	54-27174	Blower Mounting Angle	2
11	335-38-48	Scr. Skt. Cap. Hd 3/8-16 x 3	32
12	67-26550	Washer, Flat .406 x 1.250 x .047	10

ITEM	PART No.	DESCRIPTION	QTY
13	54-27650	Blower Box Side Covers	2
14	68-26320	Take-On End Assembly	1
15	54-27215	Stiffner Member	4
16	68-26393	78" x 4" Frame Assy, W/Belt Car	1
17	68-26392	78" x 4" Frame Assy, No Vac	2
18	68-26394	78" x 4" Frame Assy, No Vac, Cabl	1
19	68-26393	78" x 4" Frame Assy, W/Belt Car	1
20	68-26321-MS	Drive End Assy - MS	1
21	335-34-6	Scr. Skt. Hd. 1/4-20 x 3/8	10
22	54-27645	E-Chain Trough(Special)	1
23	54-27224	Mounting Bracket (Special)	5
24	216-38	Nut, Flange Lock Hex 3/8-16	10

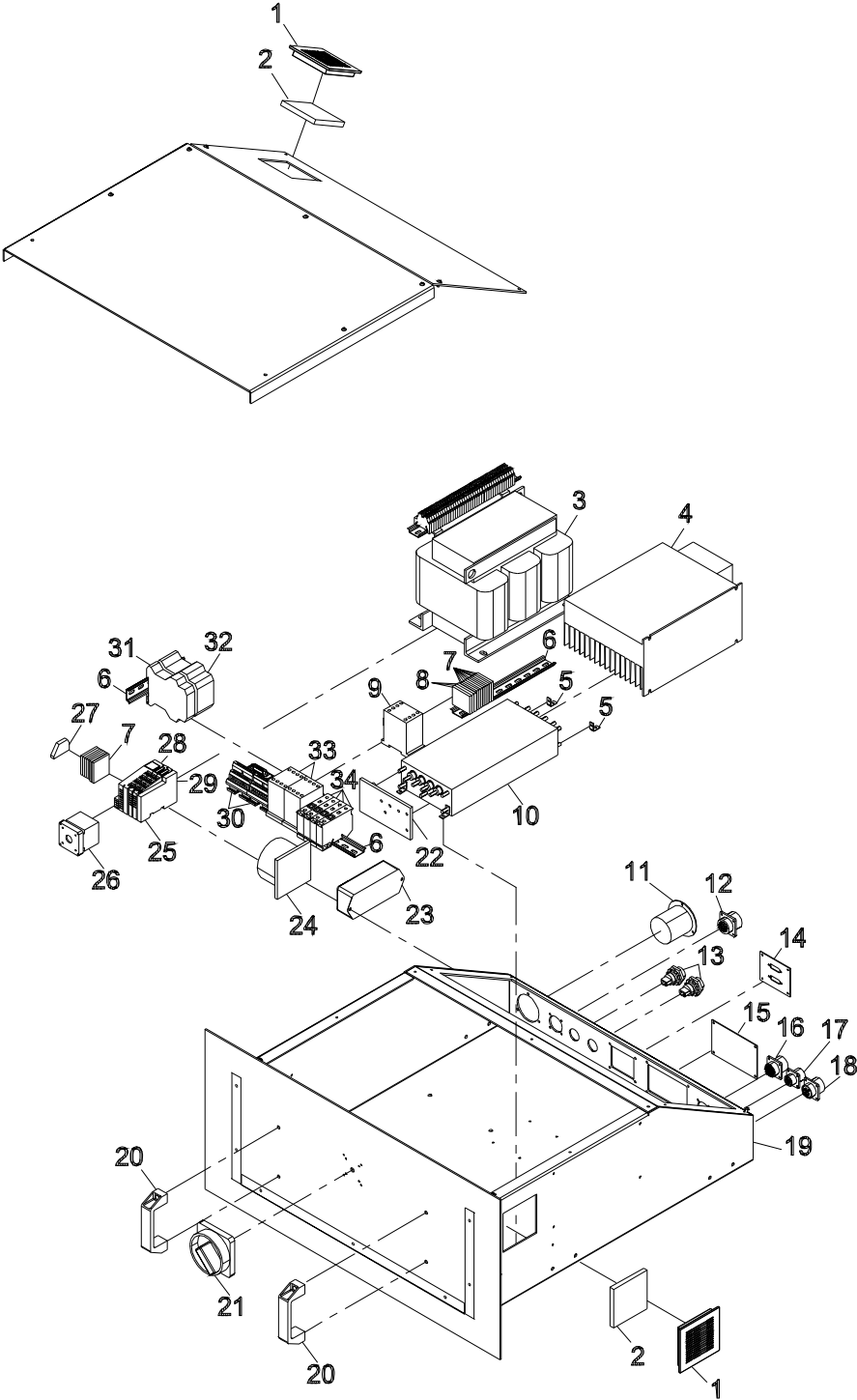
*A/R- As Required

*MS- Machine Size

Item numbers are for reference only.
Please Specify PART NUMBER when
ordering replacement parts.

Control Cabinet

67-26579



Eastman®

Over a Century of Cutting Expertise

ITEM	PART No.	DESCRIPTION	QTY
1	31-26407	92mm x 92mm Filter Grille	2
2	31-26408	Filter	1
3	31-26390	Transformer, 3PH, Universal	1
4	31-26364	8" Terminal Mount	1
5	67-26383	Fan Mounting Angle	4
6	31-00739	5" Terminal Mount Ns-35 2 Mtr	3
7	31-26384	Terminal Blocks	15
8	31-26405	Ground Terminal Block	5
9	31-26298	24 Volt Contactor	1
10	31-26299	Corcom Filter, Conveyor	1
11	31-26300	220 Volt, 3 Phase Power Connector	1
12	31-00973	Connector	1
13	31-26375	Rj-45 Bulkhead Pass Thru Connector	2
14	31-26480	Sub Panel W/2 DB15 Cutouts	1
15	31-26481	Blank Sub Panel	1
16	31-00987	Connector	1
17	31-26465	Connector	1

ITEM	PART No.	DESCRIPTION	QTY
18	31-00986	Connector	1
19	67-26579	Electronics Box	1
20	67-26376	Back Handle	2
21	31-26297	Legend Plate	1
22	54-26558	Filter Cover	1
23	31-26252	Filter, Multistage 12 Amp	1
24	31-26406	92mm x 92mm Filter Cooling Fan	1
25	31-26366	Slice I/O Network Adapter	1
26	31-26296	Disconnect Switch	1
27	31-26414	Terminal End Clamps	1
28	31-26367	Coupling, Air Cylinder, Non-Rot.	1
29	31-26379	Slice Ts10-5001 Contact Output	1
30	31-26380	DB15 Interface Terminal Block	2
31	31-26381	Safety Monitoring	1
32	31-26376	24Vdc 2Amp Din	1
33	31-26298	24 Volt Contactor	1
34	31-26226	Fuse Block, Single Pole 30Amp	4

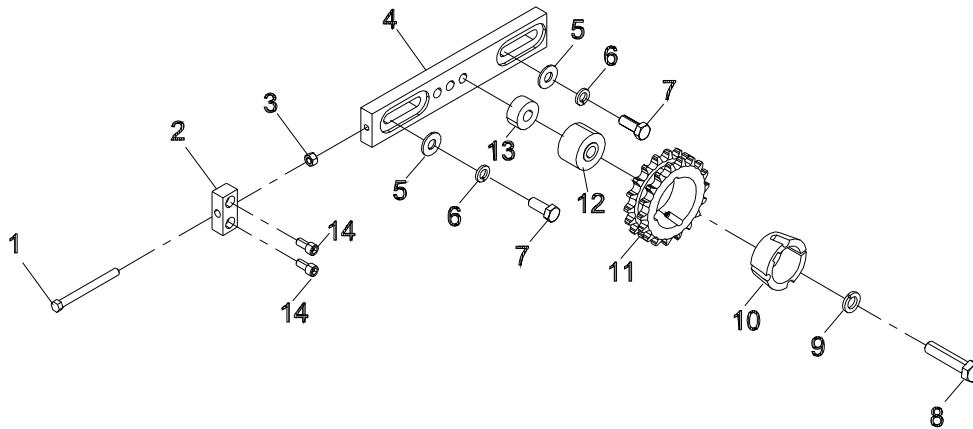
Item numbers are for reference only.
Please Specify PART NUMBER when ordering replacement parts.

Drive Chain Tension Assembly

68-26232

ITEM	PART No.	DESCRIPTION	QTY
1	65-26044-64	Scr. Hex Hd. Cap 3/8-16 x 4, Full Thread	1
2	54-27033	Tension Block	1
3	203-38	Nut, Fin. Hex 3/8-16	1
4	54-27030	Tension Base Plate	1
5	410-44	Washer, Flat 1/2	2
6	402-44	Washer, Lock 1/2	2
7	331-43-20	Scr. Hex Hd. Cap	2

ITEM	PART No.	DESCRIPTION	QTY
8	331-47-44	Scr. Hex Hd. Cap 5/8-11 x 2.75"Lg	1
9	402-48	Washer, Lock 5/8"	1
10	67-26547-2	2" Bore Taper Bushing	1
11	67-26546-18	#60-2 Sprocket 18 Teeth	1
12	67-26548	2" Studless Track Roller	1
13	54-27032	Spacer	1
14	335-38-12	Scr. Skt. Hd. Cap 3/8-16 x 3/4	2



Item numbers are for reference only.
Please Specify PART NUMBER when
ordering replacement parts.

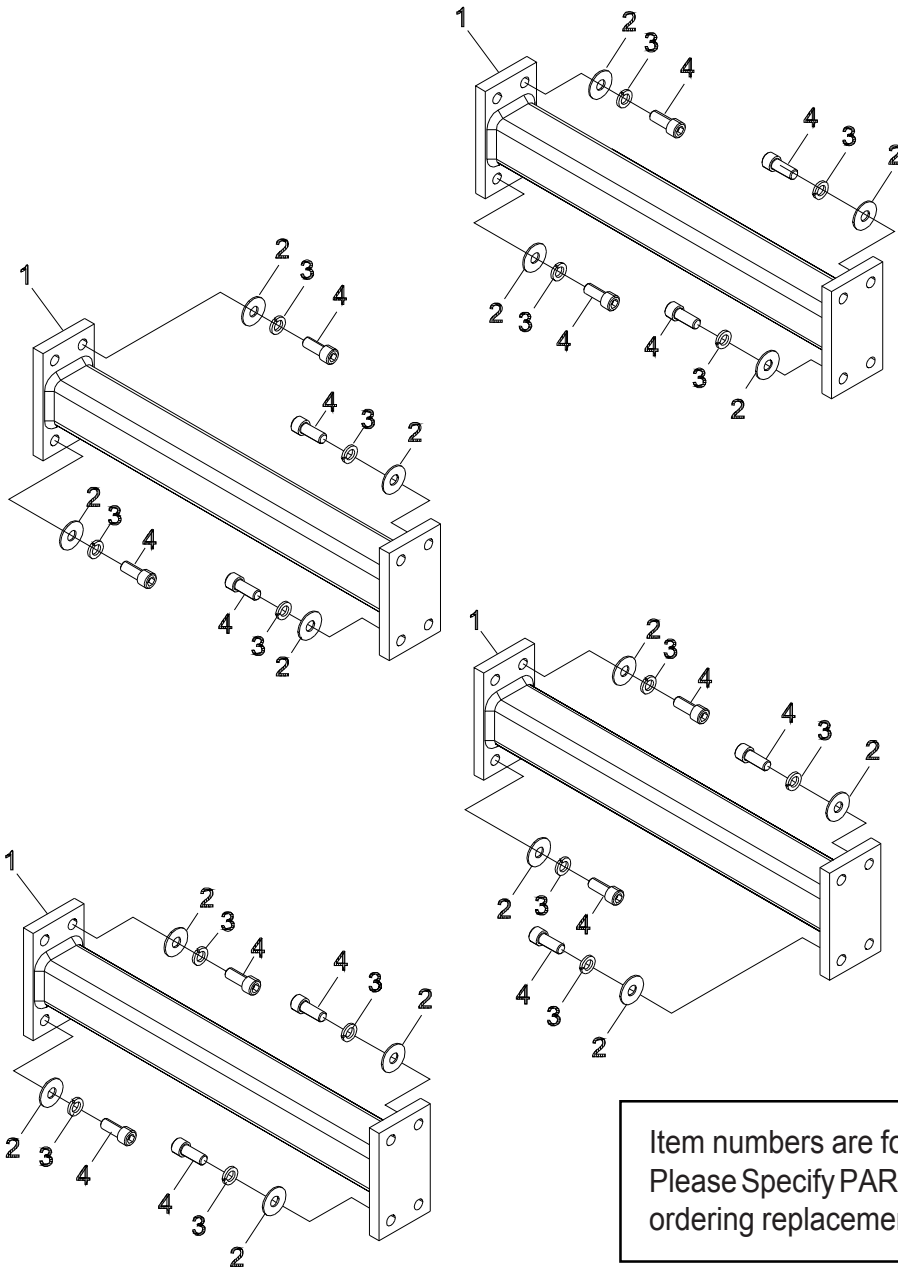
Eastman®

Over a Century of Cutting Expertise

Stiffner Assembly

68-26309

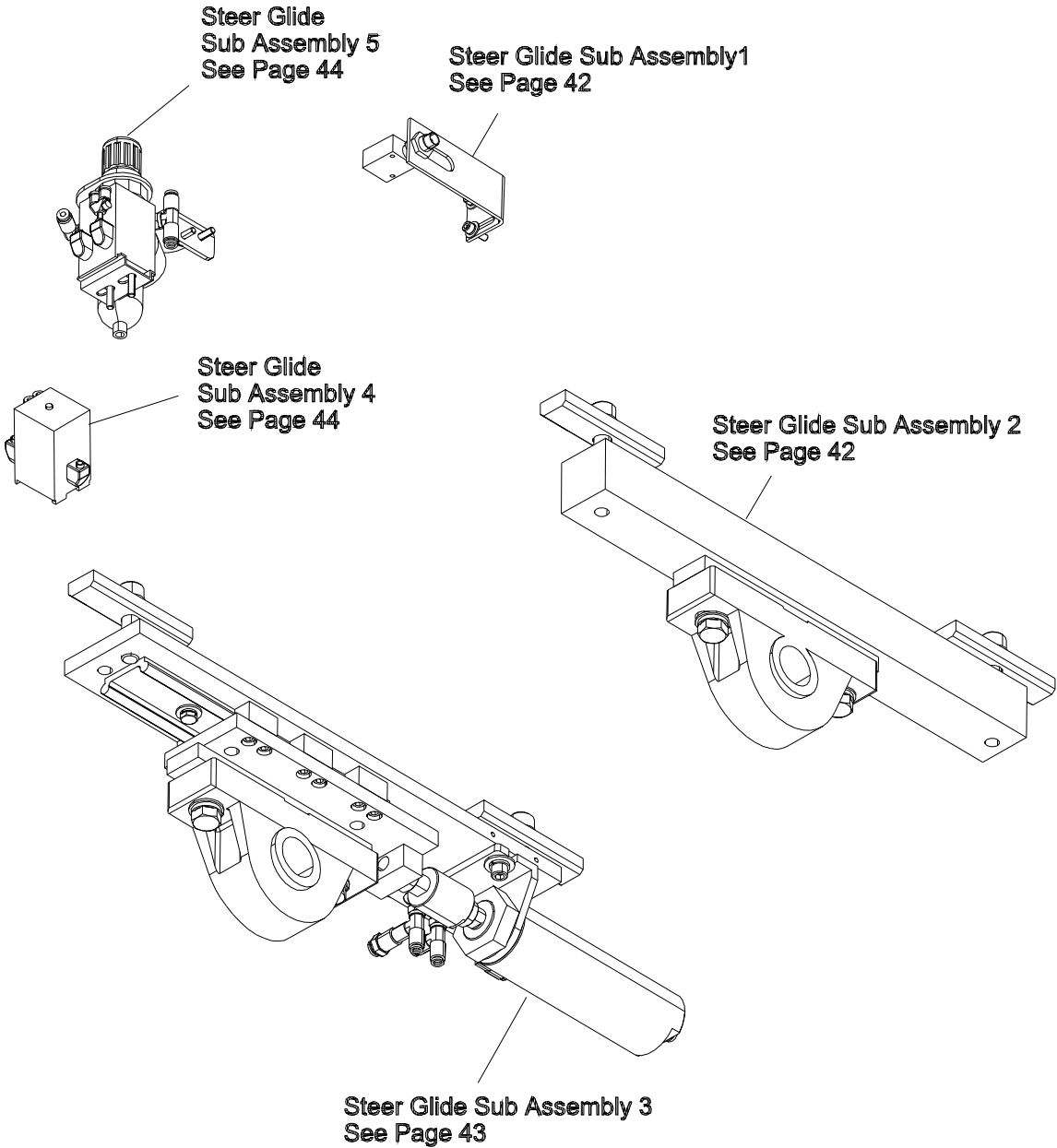
ITEM	PART No.	DESCRIPTION	QTY
1	54-27215	Stiffner Member	4
2	335-47-24	Scr. Skt. Hd Cap 5/8-11 x 1-1/2 32	
3	410-48	Washer, Flat 5/8"	32
4	402-48	Washer, Lock 5/8"	32



Item numbers are for reference only.
Please Specify PART NUMBER when
ordering replacement parts.

Steer Glide Assembly

68-26251



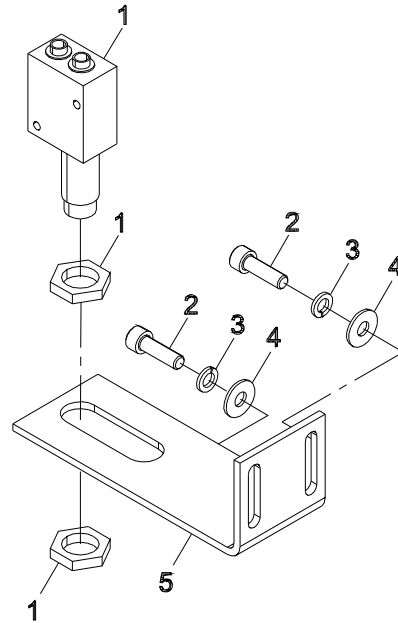
Eastman®

Over a Century of Cutting Expertise

Steer Glide Sub Assembly 1

68-26251

ITEM	PART No.	DESCRIPTION	QTY
1	67-26491	Pneumatic Prox Switch	1
2	335-102-10	Scr. Skt. Hd. Cap #10-32 x 5/8	2
3	402-010	Washer, Lock #10	2
4	410-010	Flat, Washer #10	2
5	54-26809	Mounting Bracket	1

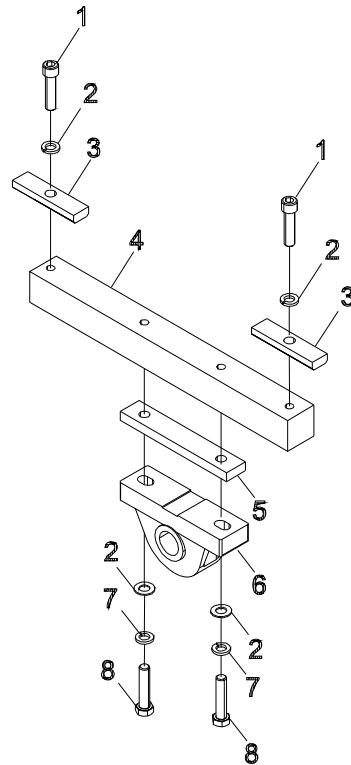


Item numbers are for reference only.
Please Specify PART NUMBER when
ordering replacement parts.

Steer Glide Sub Assembly 2

68-26251

ITEM	PART No.	DESCRIPTION	QTY
1	335-43-32	Shcs 1/2-13 x 2 Lg	2
2	402-44	Washer, Lock 1/2"	4
3	54-26999	Nut Plate, Belt Tracking	2
4	54-27028	Stationary Mount Block	1
5	54-26808	Bearing Mount Spacer	2
6	67-26434	1-1/4" Pillow Block Bearing	1
7	401-44	Sae Flat Washer Steel 1/2"	2
8	331-43-36	Scr. Hex.Hd. Cap 12-13 x 2.25	2



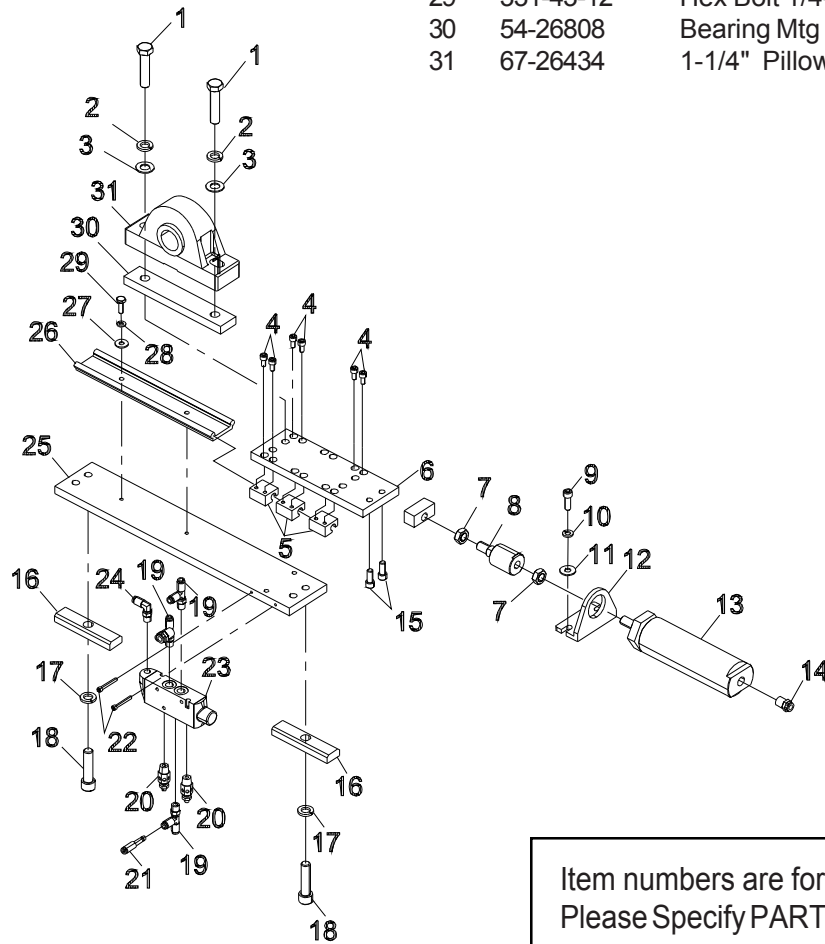
Item numbers are for reference only.
Please Specify PART NUMBER when
ordering replacement parts.

Steer Glide Sub Assembly 3

68-26251

ITEM	PART No.	DESCRIPTION	QTY
1	331-43-36	Scr. Hex. Hd. Cap 1/2-13 x 2.252	2
2	402-44	Washer, Lock 1/2"	4
3	401-44	Sae Flat Washer, Steel 1/2 Id	2
4	65-26027	Shcs-M6 x 12 Lg	12
5	Pf-13425	Linear Bearing 10mm	6
6	54-27076	Linear Slide Car	1
7	206-44	Nut, Jam Hex 1/2-20	2
8	67-26490	Alignment Coupling	2
9	335-36-14	Scr. Skt. Hd. Cap 5/16-18 x 7/8	2
10	402-36	Washer, Lock 5/16"	2
11	410-36	Washer, Flat 5/16"	2
12	67-26488	Cylinder Mtg Bracket	1
13	67-26487	2"Bore 3" Stroke Cylinder	1
14	100-11-2	Male Conn 1/4" Tube 1/4" Npt	2
15	335-36-12	Shcs 5/16-18 x .75	2

ITEM	PART No.	DESCRIPTION	QTY
16	56-26999	Steer Slide Nut	2
17	402-44	Washer, Lock 1/2"	4
18	335-43-32	1/2-13 x 2" Lg Shcs	2
19	100-14-11	Male Sw. Run Tee, 1/4" Npt, 1/4" Tu	3
20	100-16-2	1/4" Npt Speed Control Muffler	3
21	100-12-1	Tube End Reducer 5/32" x 1/4"	1
22	335-93-20	Scr. Skt. Hd Cap 8-32 x 1.25	2
23	67-26494	Air Pilot Valve	1
24	100-13-3	Elbows Male Swivel 5/32" Po x 1/8	1
25	54-27078	Tracking Base Mounting Bar	1
26	67-26555	Linear Rail 10mm Pfs	1
27	410-34	Washer, Flat 1/4"	2
28	402-34	Washer, Lock 1/4"	2
29	331-43-12	Hex Bolt 1/4-20 x 0.75	2
30	54-26808	Bearing Mtg Spacer	1
31	67-26434	1-1/4" Pillow Block Bearing	1



Item numbers are for reference only.
Please Specify PART NUMBER when
ordering replacement parts.

Eastman®

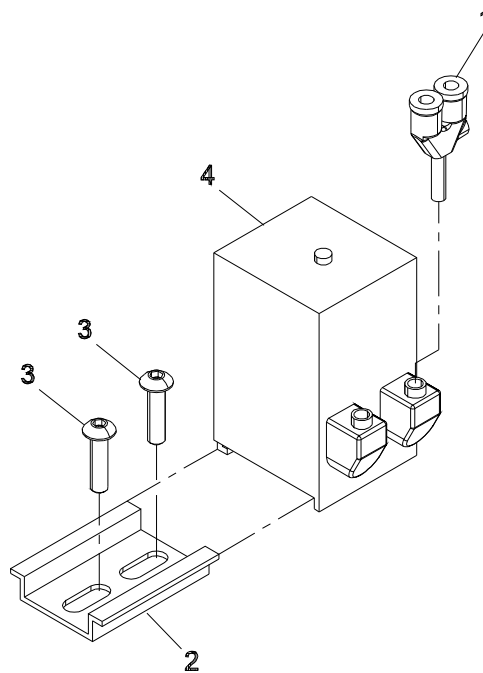
Over a Century of Cutting Expertise

Steer Glide Sub Assembly 4

68-26251

ITEM	PART No.	DESCRIPTION	QTY
1	100-14-6	Y Plug-In,3 Port, 5/32 Od Tube	1
2	333-102-12	Scr. Hex. Skt. Btn #10-32 x 3/4	2
3	100-18-14	Mounting Bracket	1
4	67-26492	Pneumatic Amplifier relay	1

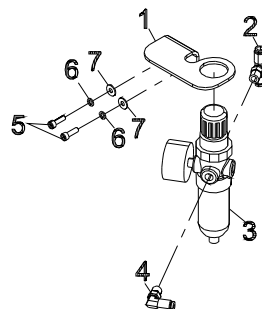
Item numbers are for reference only.
Please Specify PART NUMBER when
ordering replacement parts.



Steer Glide Sub Assembly 5

68-26251

ITEM	PART No.	DESCRIPTION	QTY
1	62c16-316	Mounting Bracket	1
2	100-14-4	Male Swivel 1/8 Npt, 1/4 Pushon	1
3	67-26493	Low pressure Regulator	1
4	100-13-3	Elbows Male Swivel 5/32" x 1/8	1
5	335-102-10	Scr. Skt. Hd. Cap #10-32 x 5/8	2
6	402-010	Washer, Lock #10	2
7	410-010	Washer, Flat #10	2



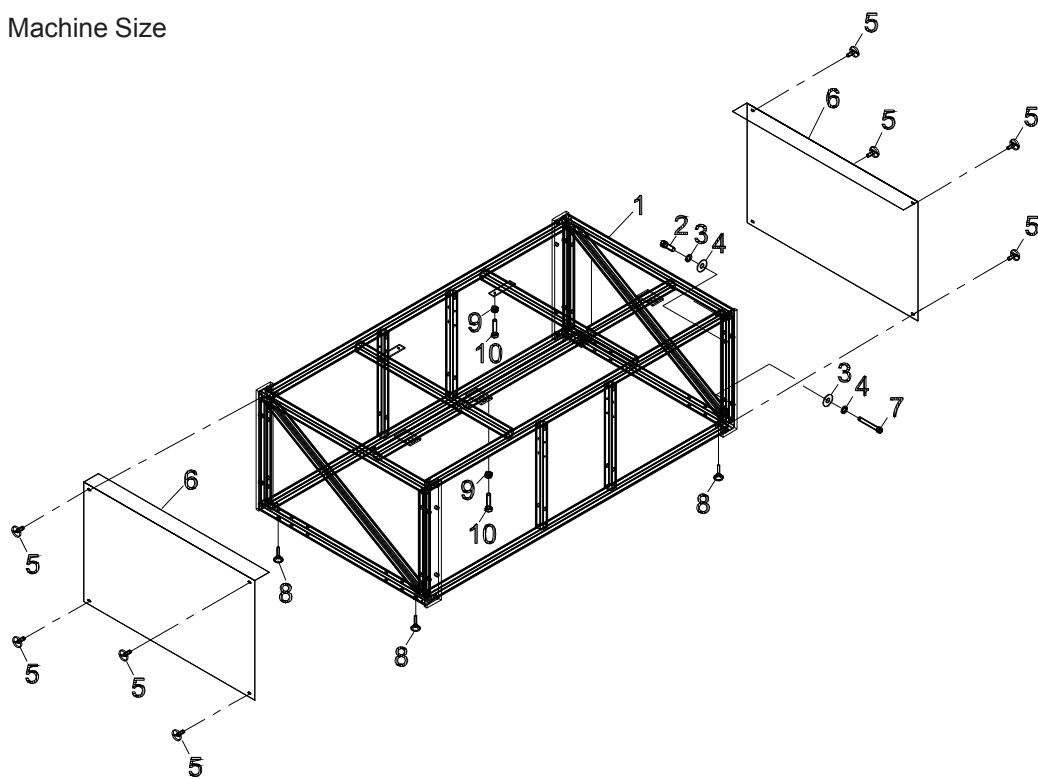
Item numbers are for reference only.
Please Specify PART NUMBER when
ordering replacement parts.

4' Frame Assembly

68-26392-MS

ITEM	PART No.	DESCRIPTION	QTY
1	54-27641-MS	4 Frame Weldment	1
2	335-47-24	Scr. Skt. Hd. cap 5/8-11 x 1-1/2	4
3	402-48	Washer, Lock 5/8"	12
4	410-48	Washer, Flat 5/8"	12
5	67-26736	M6 x 16 Pan Head Screw	8
6	54-27643	4' Frame Side Cover	2
7	335-47-68	Scr. Skt. Hd. cap 5/8-11 x 4-1/4	8
8	67-26403	Swivel Levelling Mount, 1/2-13	4
9	203-38	Nut, Fin, Hex 3/8-16	10
10	331-38-24	Scr. Hex. Hd. cap 3/8-16 x 1.5	10

*MS - Machine Size



Item numbers are for reference only.
Please Specify PART NUMBER when
ordering replacement parts.

Eastman®

Over a Century of Cutting Expertise

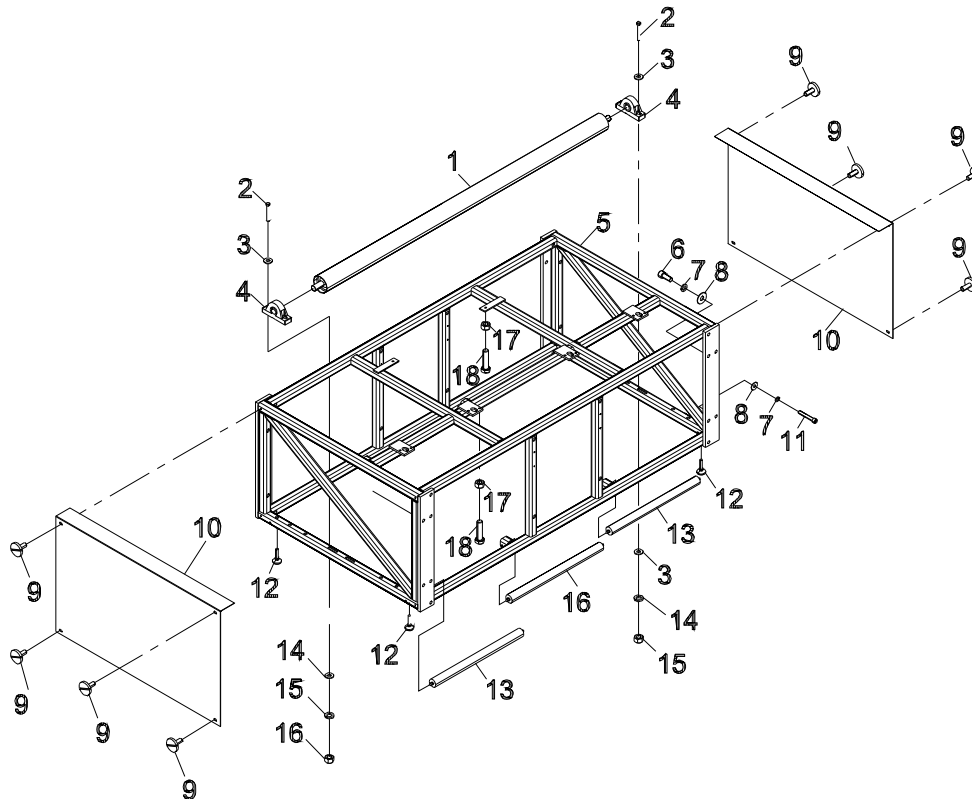
4' Frame Assembly, W/Belt Car

68-26393-MS

ITEM	PART No.	DESCRIPTION	QTY
1	54-27229-MS	4' Idler Roller	1
2	331-43-64	Scr, Hex. Hd. Cap 1/2-13 x 4"Lg4	8
3	410-44	Washer, Flat 1/2"	8
4	67-26434	1-1/4" Pillow Block Bearing	2
5	54-27641-MS	4' Frame Weldment	1
6	335-47-24	Scr. Skt. Hd. cap 5/8-11 x 1-1/2 4	4
7	402-48	Washer, Lock 5/8"	12
8	410-48	Washer, Flat 5/8"	12
9	67-26736	M6 x 16 Pan Head Screw	8

ITEM	PART No.	DESCRIPTION	QTY
10	54-27643	4' Frame Side Cover	2
11	335-47-68	Scr. Skt. Hd. cap 5/8-11 x 4-1/4 8	4
12	67-26403	Swivel Levelling Mount, 1/2-13	4
13	67-26545-26	Conveyor Roller, 26", Tapered Hex	4
14	402-44	Washer, Lock 1/2"	4
15	203-43	Nut, Fin Hex 1/2-13	4
16	67-26545-27	Conveyor Roller, 27", Tapered Hex	2
17	203-38	Nut, Fin, Hex 3/8-16	10
18	331-38-24	Scr. Hex. Hd. cap 3/8-16 x 1.5 10	10

*MS - Machine Size



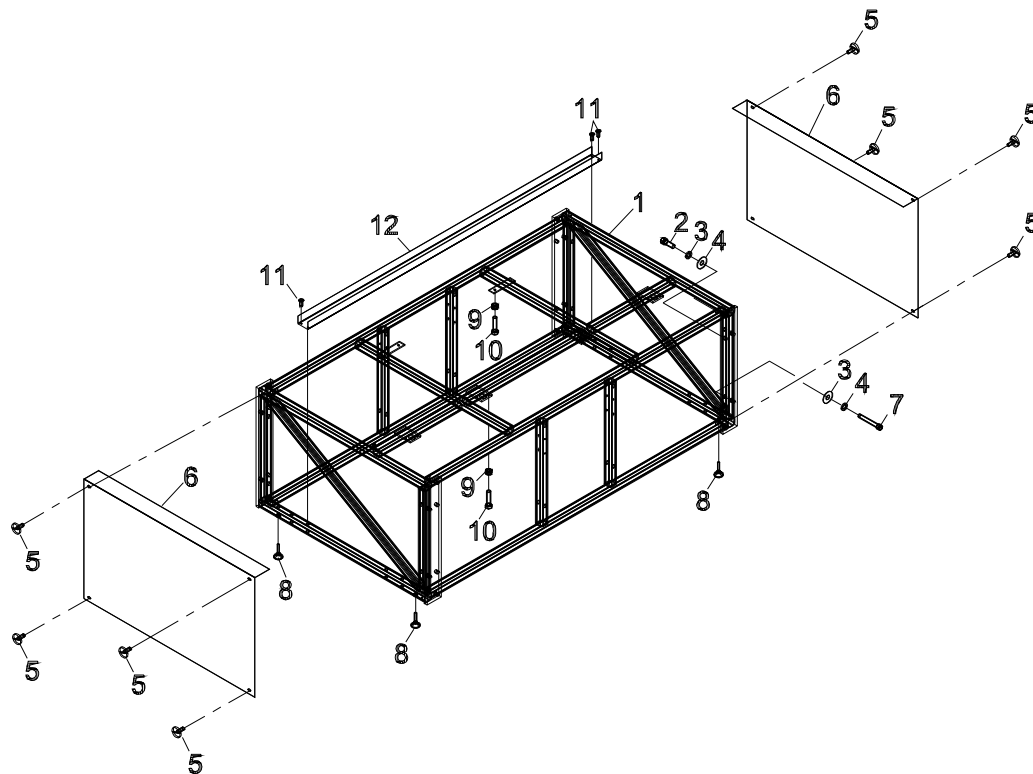
Item numbers are for reference only.
Please Specify PART NUMBER when
ordering replacement parts.

4' Frame Assembly, No Vac. Cabl

68-26394-MS

ITEM	PART No.	DESCRIPTION	QTY
1	54-27641-MS	4' Frame Weldment	1
2	335-47-24	Scr. Skt. Hd. cap 5/8-11 x 1-1/2	4
3	402-48	Washer, Lock 5/8"	12
4	410-48	Washer, Flat 5/8"	12
5	67-26736	M6 x 16 Pan Head Screw	8
6	54-27643	4' Frame Side Cover	2
7	335-47-68	Scr. Skt. Hd. cap 5/8-11 x 4-1/4	8
8	67-26403	Swivel Levelling Mount, 1/2-13	4
9	203-38	Nut, Fin, Hex 3/8-16	10
10	331-38-24	Scr. Hex. Hd. cap 3/8-16 x 1.5	10
11	364-99-8	Scr. Self Tap Slit Flt. 10-24 x 1/2	4
12	54-27647-MS	Cable Tray	1

*MS - Machine Size



Item numbers are for reference only.
Please Specify PART NUMBER when
ordering replacement parts.

Eastman®

Over a Century of Cutting Expertise

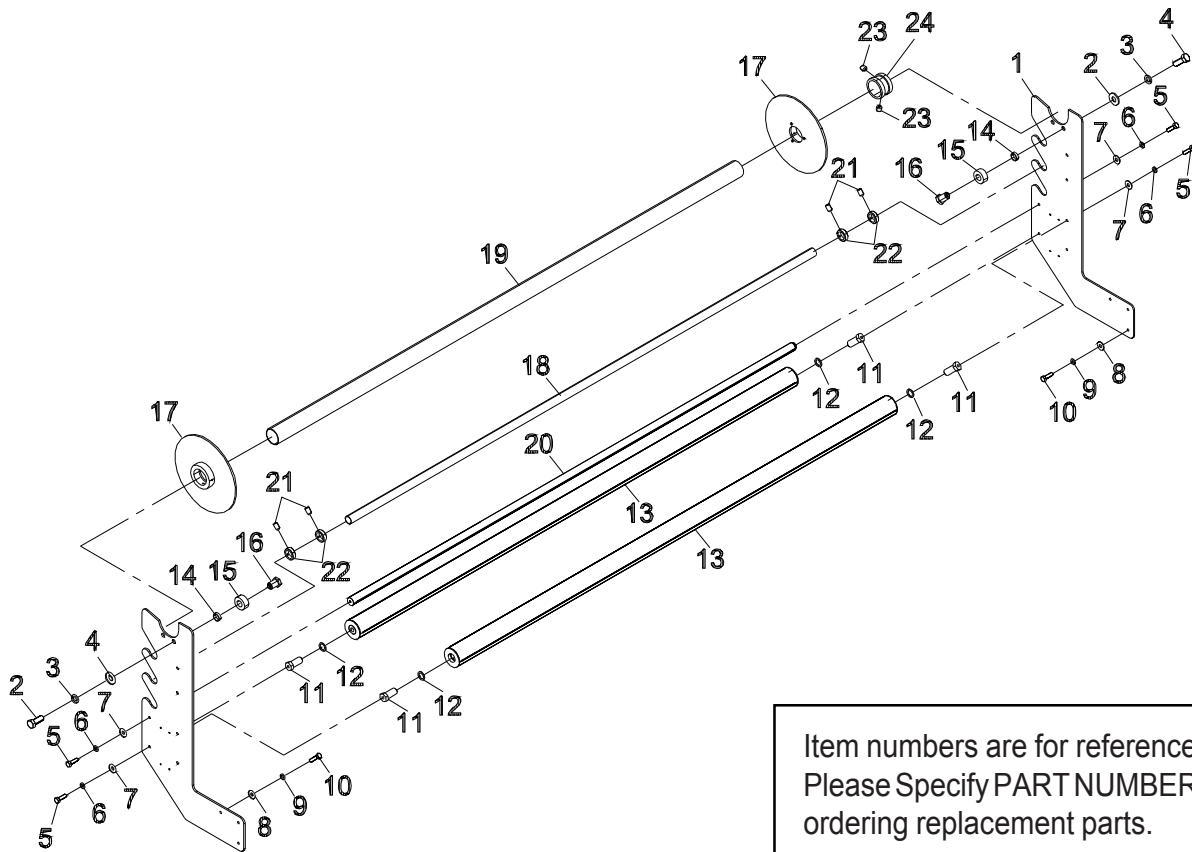
S-Roller Assembly W/Uprights

68-26382-MS

ITEM	PART No.	DESCRIPTION	QTY
1	54-27623	S-Roller End Plate With Up Right	2
2	331-44-20	Scr. Hex. Hd. Cap 1/2-20 x 1&1/4	4
3	402-44	Washer, Lock, 1/2	4
4	410-44	Washer, Flat 1/2"	4
5	331-36-16	Scr. Hex. Hd. Cap 5/16-18 x 1	6
6	402-36	Washer, Lock, 5/16	6
7	410-36	Washer, Flat 5/16	6
8	410-36	Washer, Flat 5/16	6
9	402-36	Washer, Lock, 5/16	6
10	331-36-16	Scr. Hex. Hd. Cap 5/16-18 x 1	6
11	SY-10232	Stud, Roller	4

ITEM	PART No.	DESCRIPTION	QTY
12	411-48-1	Washer, Fiber 5/8 x 7/8 x 1/32	4
13	Sk-02636S-MS	3" Roller Tube Assy, Feed S-R	2
14	SY-10351	Spacer, 10188 Od, 1.016ld, 0.375W	4
15	9027-0203	Bearing Platform id1 Od2 W 0.84	4
16	SY-10353	Stud, Bearing	4
17	54-27598	Plastic Roller Retainer	2
18	54-27595-MS	Turn Around Roller	1
19	54-27596-MS	End Seal Roller	1
20	Sk-02635S-MS	Stay Tube, Feed S-Roller	1
21	342-36-8-MS	Scr. Hex. Skt. Set 5/16-18 x 1/24	
22	9060-024	Collar, 1.25 ld x 1.75 Od 0.5 Lg	2
23	342-34-4	Scr. Hex. Skt. Set 1/4-20 x 1/4	2
24	54-27597	2.5" Dia Shifter Sleeve	1

*MS - Machine Size



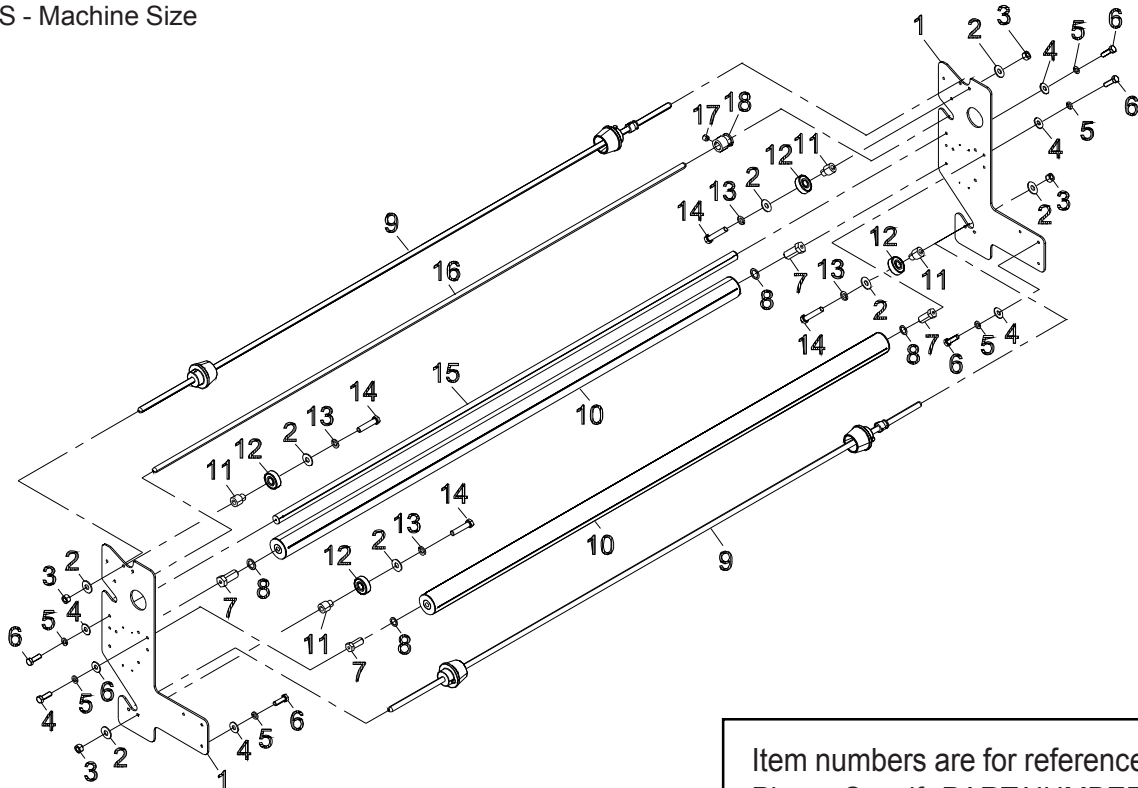
Item numbers are for reference only.
Please Specify PART NUMBER when
ordering replacement parts.

S-Roller/Paper/Plastic Roll Holder

68-26391-MS

ITEM	PART No.	DESCRIPTION	QTY
1	54-27631-1	'S'-Roller/Paper/Plastic Roll	2
2	410-38	Washer, Fit. 3/8	16
3	203-38	Nut, Fin. Hex 3/8-16	8
4	410-36	Washer, Fit. 5/16	12
5	402-36	Washer, Lock. 5/16	12
6	331-36-16	Scr. Hex.Hd.Cap 5/16-18 x 1	12
7	Sy-10232	Stud, Roller	4
8	411-48-1	Washer, Fiber 5/8 x 7/8 x 1/32	4
9	Ch-02654-MS	3/4" Rayon Bar W/3" Cones	2
10	Sk-02636S-MS	3" Roller Tube Assy, Feed S-R	2
11	Sy-10208	Bushing, Bearing	8
12	9020-0203	Bbdbl Sheild Id.5 Od1.375 W.4375	8
13	402-38	Washer, Lock. 3/8	8
14	331-38-28	Scr. Hex.Hd.Cap 3/8-16 x 1&3/4	8
15	Sk-02635S-MS	Stay Tube, Feed S-Roller	1
16	Ch-86A-78	Bar, Rayon .750 Dia.-101.5"	1
17	342-34-4	Scr. Hex. Skt Set. 1/4-20 x 1/4	1
18	Sy-11611	Shifter F-191-3 W/.44 Brg Grv	1

*MS - Machine Size



Item numbers are for reference only.
Please Specify PART NUMBER when
ordering replacement parts.

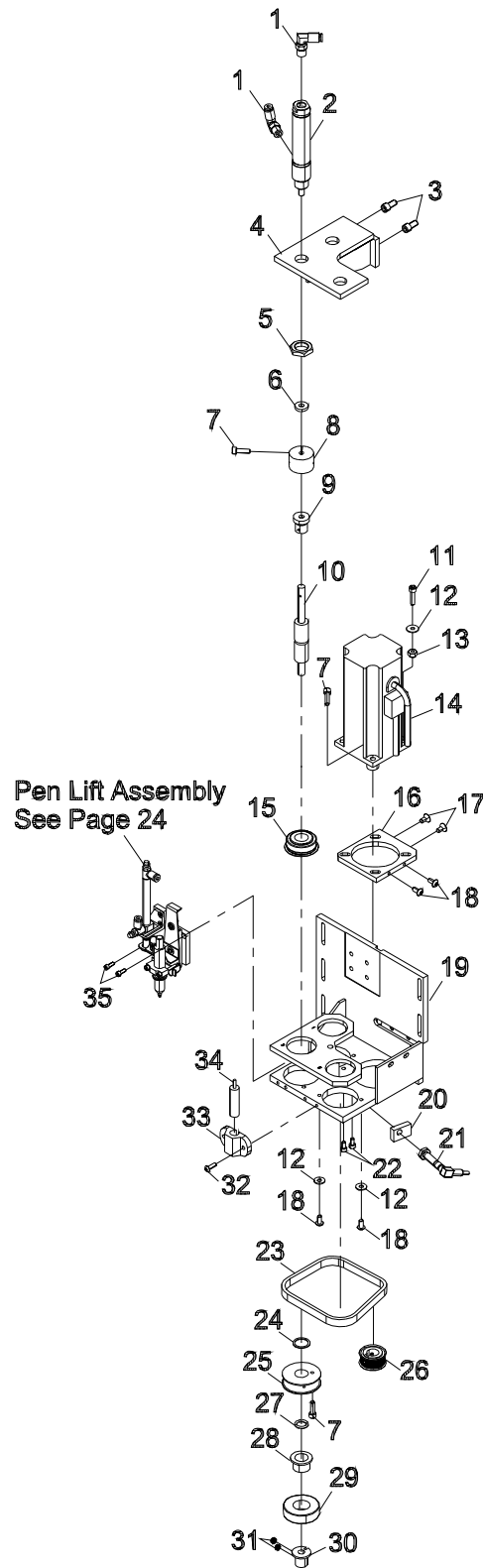
Eastman®

Over a Century of Cutting Expertise

3-Spindle Tool Head

68-26323

ITEM	PART No.	DESCRIPTION	QTY
1	100-13-3	Elbows Male Swivel 5/32" Po x 1/8 P	6
2	67-26092	Air Cy .75 x 1.25,W/O Prox Sw	3
3	335-34-8	Scr. Skt. Hd. Cap 1/4-20 x 1/2	4
4	54-27273	Mounting Bracket, Air Cylinder	1
5	54-26152	5/8-18 Nut .200 Thk	3
6	54-26229	Bumper, Tool Head, Non-Rotating	3
7	335-102-10	Scr. Skt. Hd. Cap #10-32 x 5/8	5
8	54-26232	Coupling, Air Cylinder,Non-Rot.	3
9	54-26233	Rod Coupling Head,Non-Rot.	3
10	67-26113	Shaft, Non-Rotating Cyl.	3
11	335-102-12	Scr. Skt. Hd. Cap #10-32 x 3/4	3
12	410-010	Washer, Flt. #10	10
13	211-102	Nut, Elastic Hex Std. Hgt. #10-32	4
14	31-26435	Y/Z Motor, W/ Pigtail, 11.25"	1
15	67-26184	Bearing, 16mm Id x 35mm	3
16	54-27274	Motor Mounting Plate	1
17	332-102-6	Scr.Skt.Flt.Hd.Cp #10-32 x 3/8	2
18	333-102-6	Scr. Hex. Skt. Btn.#10-32 x 3/8	8
19	54-27272	Tool Head Frame	1
20	54-27275	Sensor Bracket	1
21	31-03008	Sensor Prox.Npn	1
22	335-93-5	Scr. Skt. Hd. Cap #8-32 x 5/16	2
23	67-26600	Belt 357 Lg x 3mm	1
24	54-26230	Spacer, Tool Head Non-Rotating	3
25	54-12971	Pulley, 44T, 3mm	3
26	67-26598	Pulley, 30T x 3mm	1
27	67-26185	O-Ring	3
28	54-26231	Bearing Mount Ring, Non-Rotating	3
29	67-26186	Bearing 20mm Id x 42mm	3
30	54-26021	Tool Adaptor (Short)	3
31	65-26016	#8-32 x 7/64" Hollow Lock Set	6
32	333-93-8	Scr. Hex. Skt. Btn. #8-32 x 1/2	2
33	54-H0403	Mount Laser Pointer	1
34	81-00002	Laser Diode Pointer	1
35	335-86-6	Scr. Skt. Hd. Cap #6-32 x 3/8	2

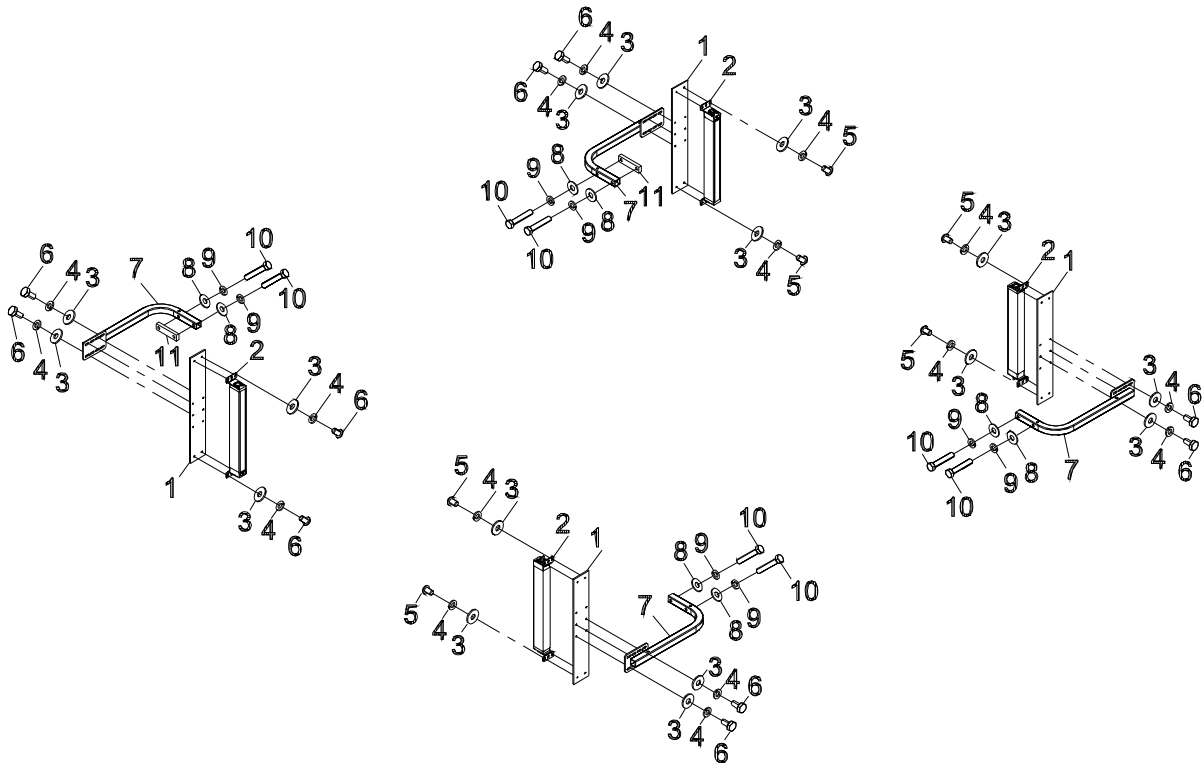


Item numbers are for reference only.
Please Specify PART NUMBER when
ordering replacement parts.

Kit, Light Curtain, Op & Non -Op

96-26129-MS

ITEM	PART No.	DESCRIPTION	QTY
1	54-27631	Plate, Light Curtain Mount	4
2	31-26617	Light Curtain, 13.8"/301 Range	2
3	410-34	Washer, Flt. 1/4	32
4	410-34	Washer, Flt. 1/4	32
5	333-34-6	Scr.Hex.Skt.Btn.#1/4-20 x 3/8" 16	16
6	331-34-8	Scr.Hex.Hd.Cap. 1/4-20 x 1/2 16	16
7	54-27629	Bracket, Light Curtain	4
8	410-38	Washer, Flt. 3/8	8
9	402-38	Washer, Lock. 3/8	8
10	331-38-32	Scr.Hex. Hd. Cap.3/8-16 x 2 8	8
11	54-27630	Spacer, Light Curtain Bracket	2



Item numbers are for reference only.
Please Specify PART NUMBER when
ordering replacement parts.

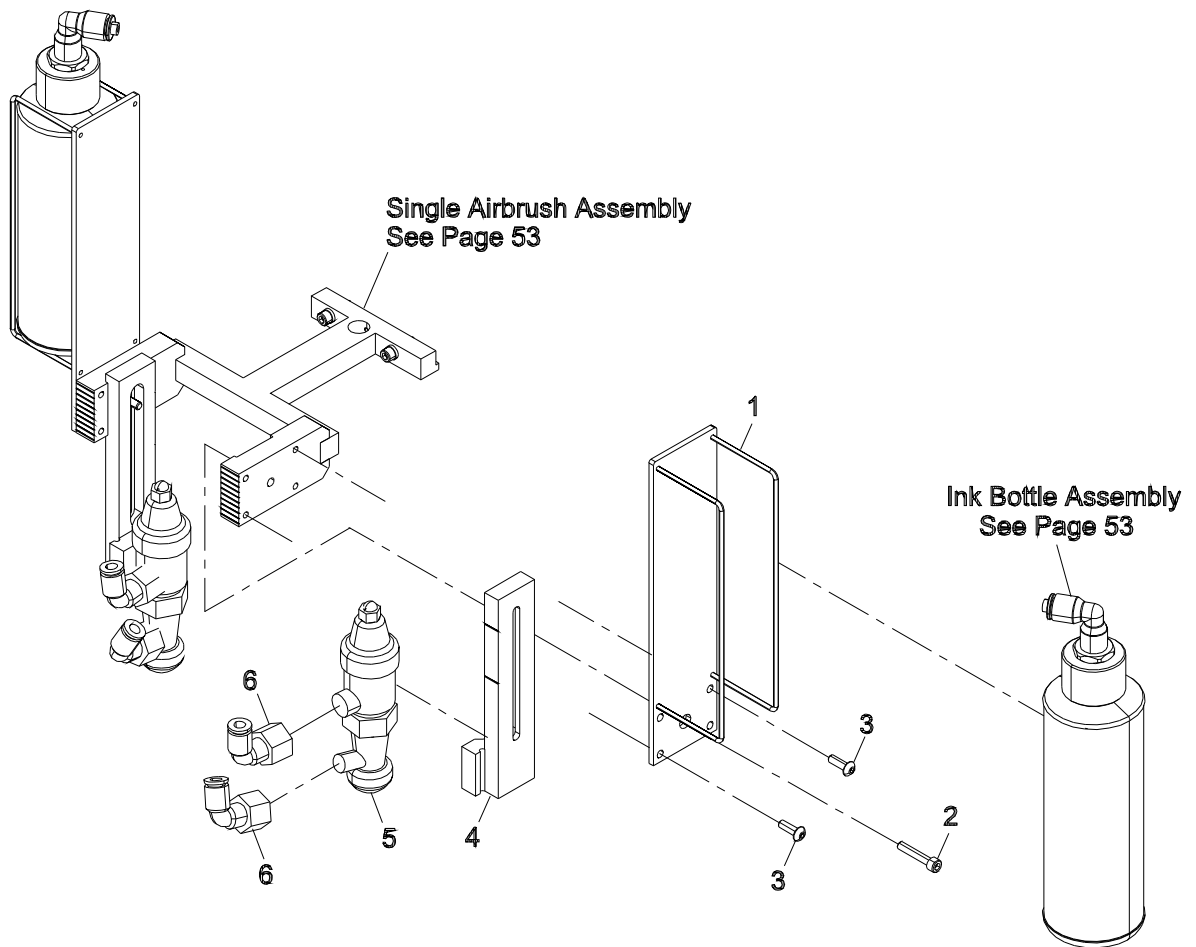
Eastman®

Over a Century of Cutting Expertise

Dual Airbrush

68-26327-2

ITEM	PART No.	DESCRIPTION	QTY
1	67-26351	Bracket, External Mount Bottle	1
2	335-93-14	Scr.Skt.Hd. Cap 8-32 x 7/8	1
3	333-93-8	Scr.Hex.Skt. Btn. #8-32 x 1/2	4
4	67-26322-1	Extended Mount, Airbrush	1
5	68-26333	Ink Bottle Assy	1
6	100-13-9	Female Swivel Elbow, 1/4NPT	2

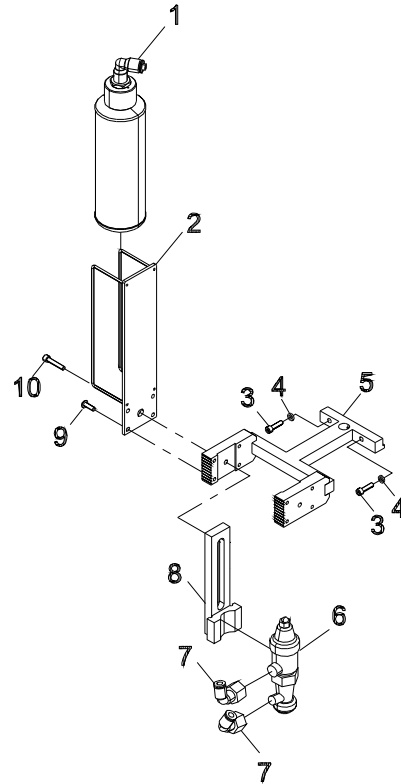


Item numbers are for reference only.
Please Specify PART NUMBER when
ordering replacement parts.

Single Airbrush

68-26327-1

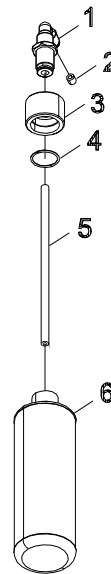
ITEM	PART No.	DESCRIPTION	QTY
1	68-26333	Ink Bottle Assy	1
2	67-26351	Bracket, External Mount Bottle	1
3	335-93-10	Scr.Skt.Hd. Cap 8-32 x 5/8	2
4	404-080	Washer, Ext Tooth,#8, .176 Id	2
5	6-26329	Airbrush Mount	1
6	27-26021	Air Brush Sprayer	1
7	100-13-9	Female Swivel Elbow, 1/4Npt	2
8	67-26322-1	Extended Mount, Airbrush	1
9	333-93-8	Scr.Hex.Skt.Btn.#8-32 x 1/2	4
10	335-93-14	Scr.Skt.Hd. Cap #8-32 x 7/8	1



Ink Bottle Assembly

68-26333

ITEM	PART No.	DESCRIPTION	QTY
1	100-13-12	Bulkhead Elbow,M15Thd1/4-1/4"	1
2	27-02996-3	Tubing,Air,1/4", White	1
3	54-26453-4	Ink Bottle Top,Threaded, Air BR	1
4	670-019	O-Ring, #019	1
5	27-02996-3	Tubing, Air,1/4", White	1
6	242C1U	Bottle, 8 Oz W/Metal Screw Cap	1



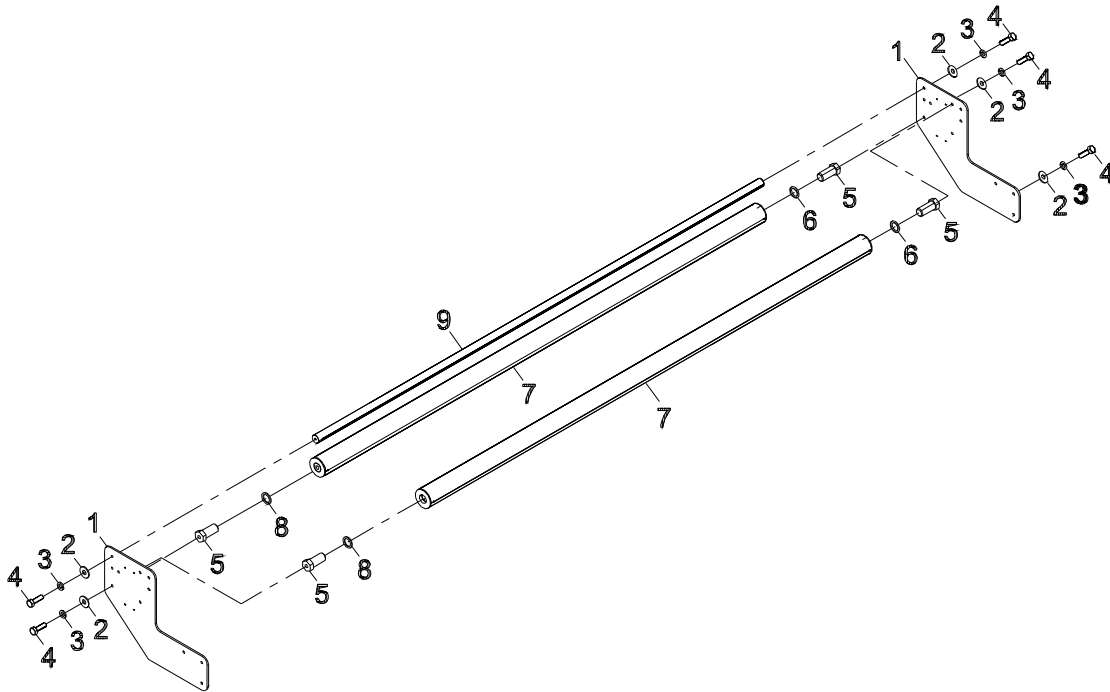
Item numbers are for reference only.
Please Specify PART NUMBER when
ordering replacement parts.

Eastman®

Over a Century of Cutting Expertise

Feed S-Roller Assembly Conveyor SK-04720S-MS

ITEM	PART No.	DESCRIPTION	QTY
1	54-27307	Roller Mount, S-Rollers	2
2	410-36	Washer, Flt. 5/16	12
3	402-36	Washer, Lock. 5/16	12
4	331-36-16	Scr. Hex.Hd.Cap 5/16-18 x 1	12
5	SY-10232	Stud, Roller	4
6	411-48-1	Washer, Fiber 5/8 x 7/8 x 1/32	2
7	Sk-02636S-MS	3" Roller Tube Assy, Feed S-R	2
8	411-48-2	Washer, Fiber 5/8 x 7/8 x 1/16	2
9	Sk-02635S-MS	Stay Tube, Feed S-Roller	1

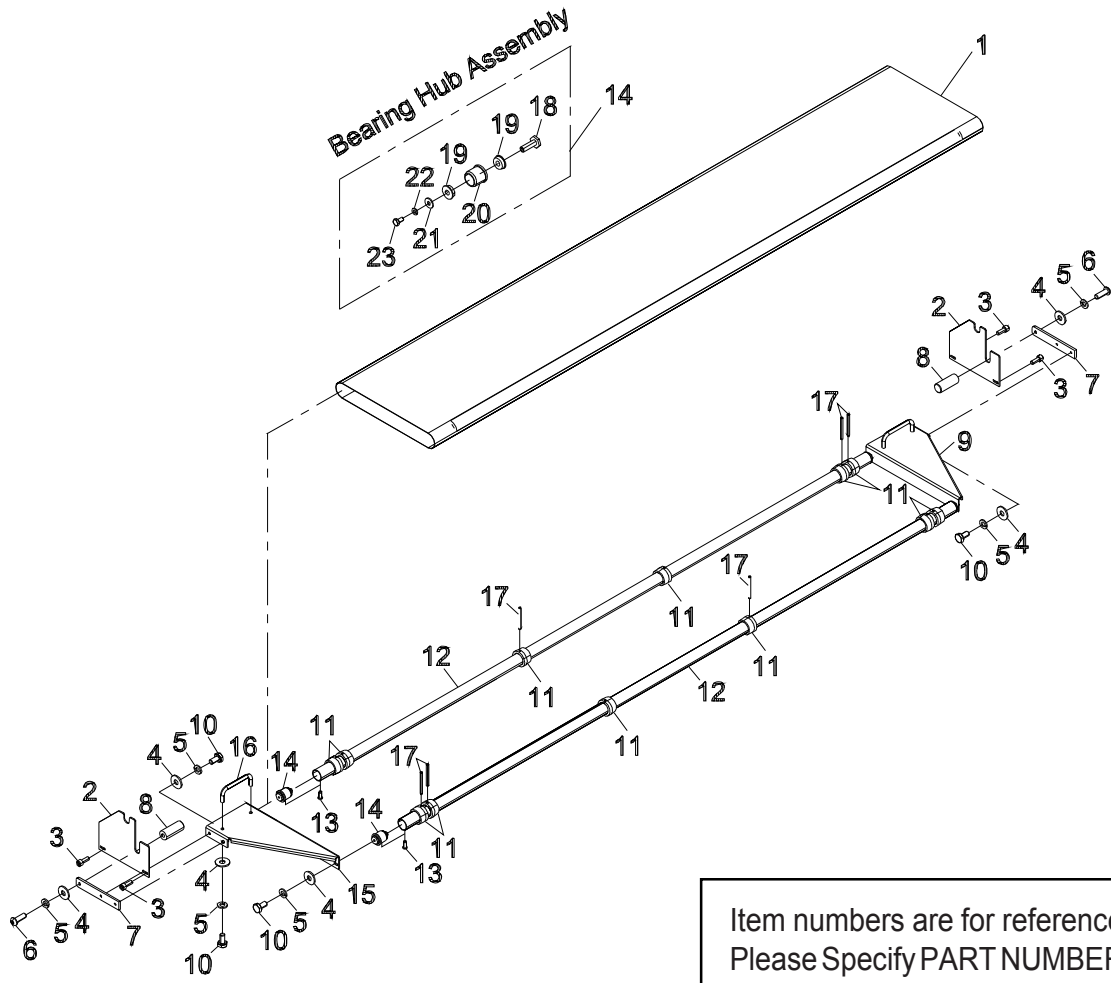


Item numbers are for reference only.
Please Specify PART NUMBER when
ordering replacement parts.

Pressure Hold (Light) Assembly Conveyor

96-26109S-MS

ITEM	PART No.	DESCRIPTION	QTY	ITEM	PART No.	DESCRIPTION	QTY
1	54-27205S-MS	Belt, Hold Down Assembly	1	13	391-0-3	Scr.Rd.Hd.MTLC.#0 Dia.X 3/16	4
2	SK-21893	Guide Plate, Press Roller	2	14	68-26274	Bearing Hub Assemblyl	4
3	335-102-8	Scr. Skt.Hd.Cap #10-32 x 1/2	4	15	54-27046-L	Bracket, Left, Mini Hold	1
4	410-34	Washer, Flat. 1/4	14	16	9146-001	Handle, Catcher	2
5	402-34	Washer, Lock 1/4	14	17	511-5-28	Roll Pin .156 Dia. x 1.75 Lg	12
6	333-34-12	Scr.Hex.Skt.Btn.1/4-20 x 3/4	2	18	54-27190	Stud, Bearing Mount, 3/8"p	1
7	54-27188	Link, Hold Down Loop	2	19	90C6-66	Ball Bearing, Flanged 3/8 Id	2
8	S-54	Stud, Box Mechanism Link	2	20	54-27189	Hub, Roller, Mini Hold, 1.25	1
9	54-27046-R	Bracket,Right, Mini Hold	1	21	54-26453-4	Washer, Flat 1/4	1
10	331-34-8	Scr.Hex Hd Cap 1/4-20 x 1/2	12	22	27-02996-3	Washer, Lock 1/4	1
11	54-27206	Belt Retaning Shaft Collar	12	23	100-13-12	Scr.Hex Head Cap 1/4-20 x 1/2	1
12	54-27203S-MS	Tube, Holddown Assembly	2				



Item numbers are for reference only.
Please Specify PART NUMBER when ordering replacement parts.

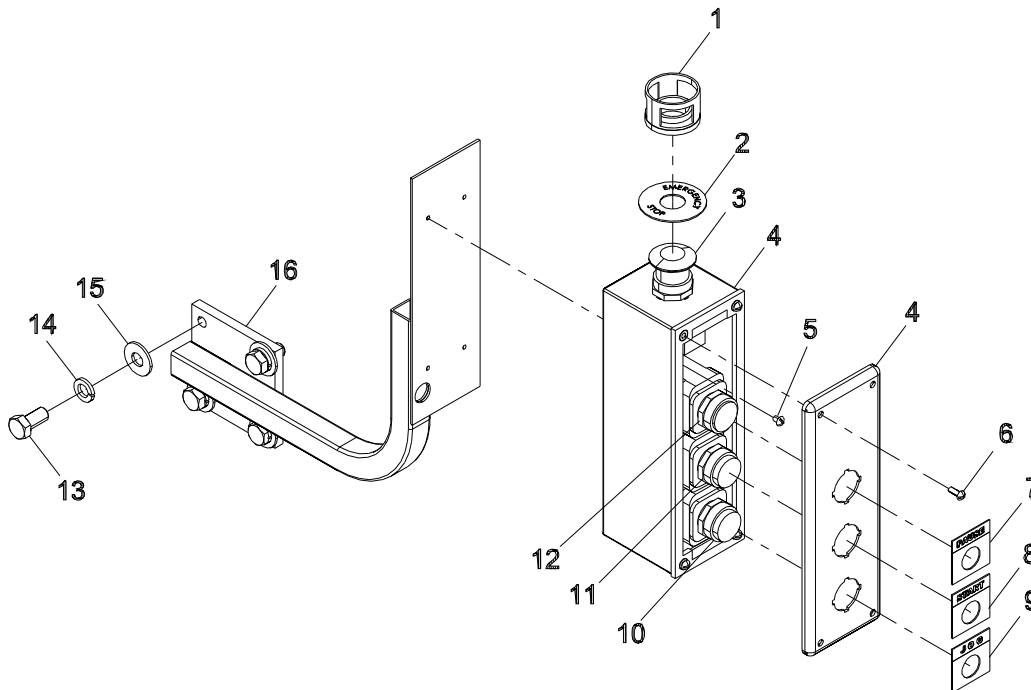
Eastman®

Over a Century of Cutting Expertise

E-Stop/Jog Box Assembly, Take Off

31-26486

ITEM	PART No.	DESCRIPTION	QTY
1	31-26357	E-Stop Guard, Protective Ring	1
2	91-26011	Decal, "Emergency Stop", 30mm	1
3	31-26489	E-Stop Red Mushroom	1
4	31-26479	Enclosure, Pushbutton, Deep	1
5	313-102-4	Screw, RD. HD. #10-32 x 1/4	4
6	313-102-8	Screw, RD. HD. #10-32 x 1/2	4
7	79-26000	Nameplate "Pause" (Metal)	1
8	79-00010	Nameplate "Start" (Metal)	1
9	79-00011	Nameplate "Jog" (Metal)	1
10	31-26012-2	Switch Black	1
11	31-26012-5	Switch Green	1
12	31-26482	Yellow Pb Switch N/C Flush	1
13	331-43-16	Scr. Hex Hd. Cap 1/2-13 x 1	4
14	402-44	Washer, Lock 1/2	4
15	410-44	Washer, Flat 1/2	4
16	68-26334	Mounting Bracket, Remote Stop	1

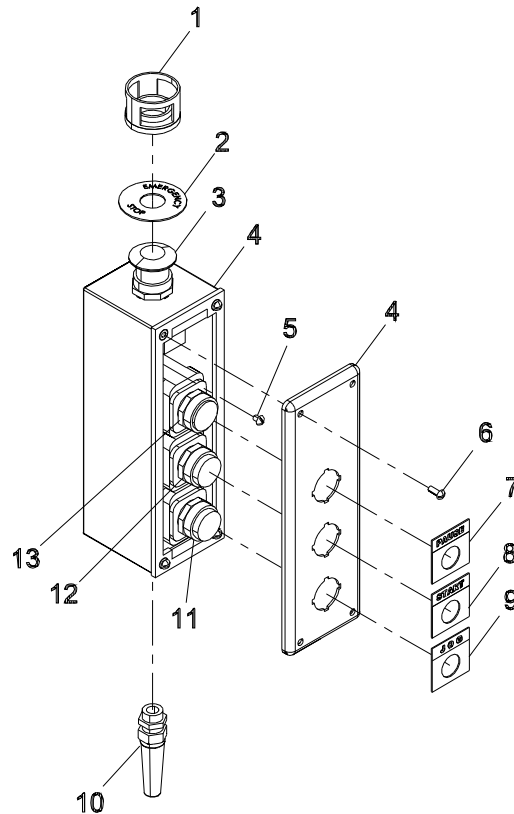


Item numbers are for reference only.
Please Specify PART NUMBER when
ordering replacement parts.

E-Stop/Jog Box Assembly, Take On

31-26488

ITEM	PART No.	DESCRIPTION	QTY
1	31-26357	E-Stop Guard, Protective Ring	1
2	91-26011	Decal, "Emergency Stop", 30mm	1
3	31-26484	Gantry Power Bulkhead Connector	1
4	31-26479	Enclosure, Pushbutton, Deep	1
5	313-102-4	Screw, RD. HD. #10-32 x 1/4	4
6	313-102-8	Screw, RD. HD. #10-32 x 1/2	4
7	79-26000	Nameplate "Pause" (Metal)	1
8	79-00010	Nameplate "Start" (Metal)	1
9	79-00011	Nameplate "Jog" (Metal)	1
10	31-26037	Strain Relief "Skintop" #Pg11	1
11	31-26012-2	Switch Black	1
12	31-26012-5	Switch Green	1
13	31-26482	Yellow Pb Switch N/C Flush	1



Item numbers are for reference only. Please Specify PART NUMBER when ordering replacement parts.

Eastman®

Over a Century of Cutting Expertise

Diagnostic Control Cabinet, Synqnet Conveyor 10-26067-C3

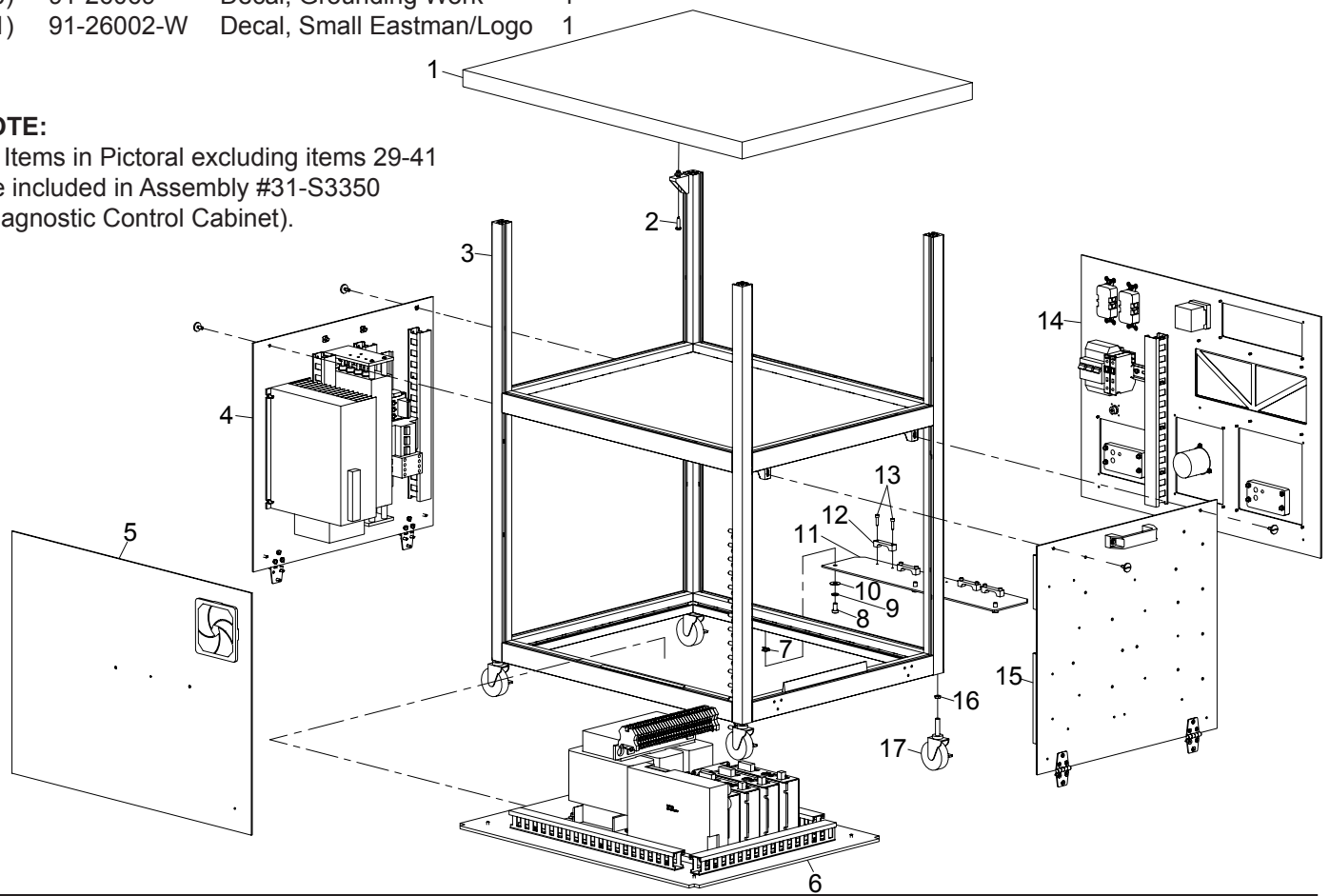
ITEM	PART NO.	DESCRIPTION	QTY.
	31-S3350	See Note	
1	54-26504	Cabinet Top, Diagnostic Cont.	1
2	368-14-16	Screw, Pan, Hd. #14 X 1	4
3	68-26108	Frame Assembly	1
4	68-26470	Diag. Box Conveyor Panel	1
5	68-26472	Diag. Box Front Panel Assy.	1
6	68-26468	Diag. Box Bottom Panel Assy.	1
7	65-26035	M8 Square Nut	3
8	68-26036-16	M8 X 1.25 X 16mm SHCS	3
9	402-36	Washer, Lock 5/16"	3
10	410-36	Washer, Flat 5/16"	3
11	54-26876	Strain Relief, Diagnostic Box	1
12	54-C0320-2	Cable Clamp, 2.25"E-Chain	4
13	335-102-12	Screw, Skt. Hd. #10-32 X 3/4"	8
14	68-26471	Diag. Box Back Panel Assy.	1
15	68-26469	Diag. Box Gantry Panel Assy.	1
16	206-34	Nut, Jam Hex 1/4-20	4
17	67-26384	2-1/2" Swivel Caster w/Brake	4
(18)	54-26510	Center Panel, Diag. Cabinet	1
(19)	31-26855	Spiral Wrap for Wire	5ft
(20)	91-26069	Decal, Grounding Work	1
(21)	91-26002-W	Decal, Small Eastman/Logo	1

ITEM	PART NO.	DESCRIPTION	QTY.
(22)	91-26093	Decal Sheet, Eagle S3L	1
(23)	11-4773	Cord w/Plug	1
(24)	11-987	Mounts, Cable Tie	25
(25)	11-963	Tie, Cable, Small	30
(26)	11-977	Tie, Panduit Cable Mount	10
(27)	11-975	Tie, Cable 7-1/2"	50
(28)	31-26382-25	DB15 MF 25FT Cable	1
(29)	10-26083-CD-IND	Computer CE Compliant/Ind.	1
(30)	31-26358-2	Eagle ZMP Synqnet Control.	1
(31)	11-00054-2	Mouse, Unsheilded	1
(32)	11-00046	Eastman Mouse Pad	1
(33)	11-00868-03	Keyboard, Standard w/USB	1
(34)	31-26616-5	230V Comp./Monitor Cord	1
(35)	31-26601	Power Over Ethernet Injector	1
(36)	31-26495-3	Cat 5E X-Over Cable RJ45	1
(37)	31-26039	Cable Protection	1
(38)	31-26040	End Cap Set	1
(39)	31-26894	Hood for FB Cable Synqnet	1
(40)	11-00109	DVI to VGA Adapter	1
(41)	E-515	Cutting Tools Parts Manual	1

(-) -Not Shown

NOTE:

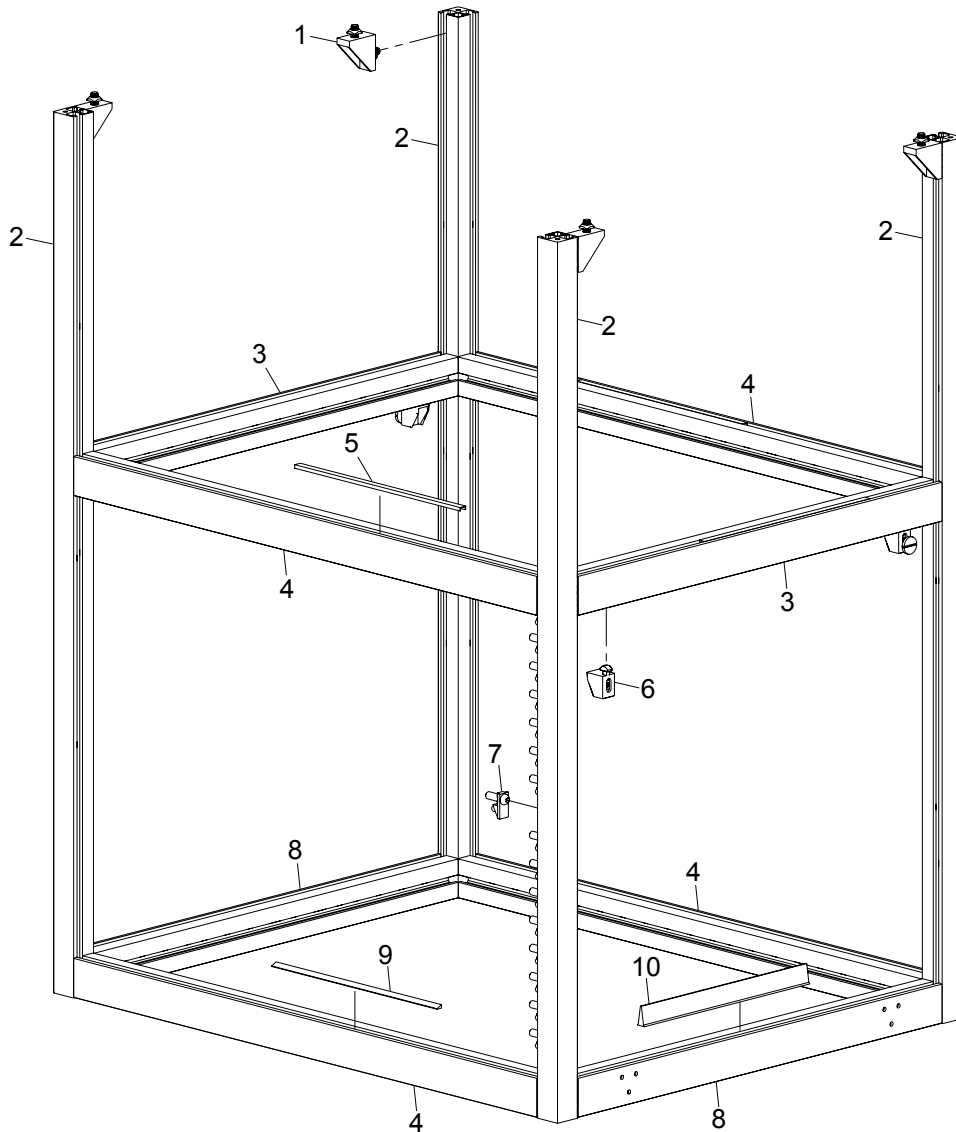
All Items in Pictoral excluding items 29-41 are included in Assembly #31-S3350 (Diagnostic Control Cabinet).



Frame Assembly

68-26108

ITEM	PART NO.	DESCRIPTION	QTY.
1	67-26380	Angle Mounting Bracket	4
2	54-26502-39	39" LG. Extruded Up Right	4
3	54-26499-22	22" LG. Extruded Cross Mem.	2
4	54-26499-28	28" LG. Extruded Cross Mem.	4
5	67-26381	Plastic Extrusion Cover	2
6	67-26377	Screw Block	4
7	67-26382	Power Fastener	16
8	54-26538	Hinged Extruded Cross Mem.	2
9	67-26378	Panel Seal Insert	35ft
10	67-26379	Door Sealing Lip	15ft



Eastman®

Over a Century of Cutting Expertise

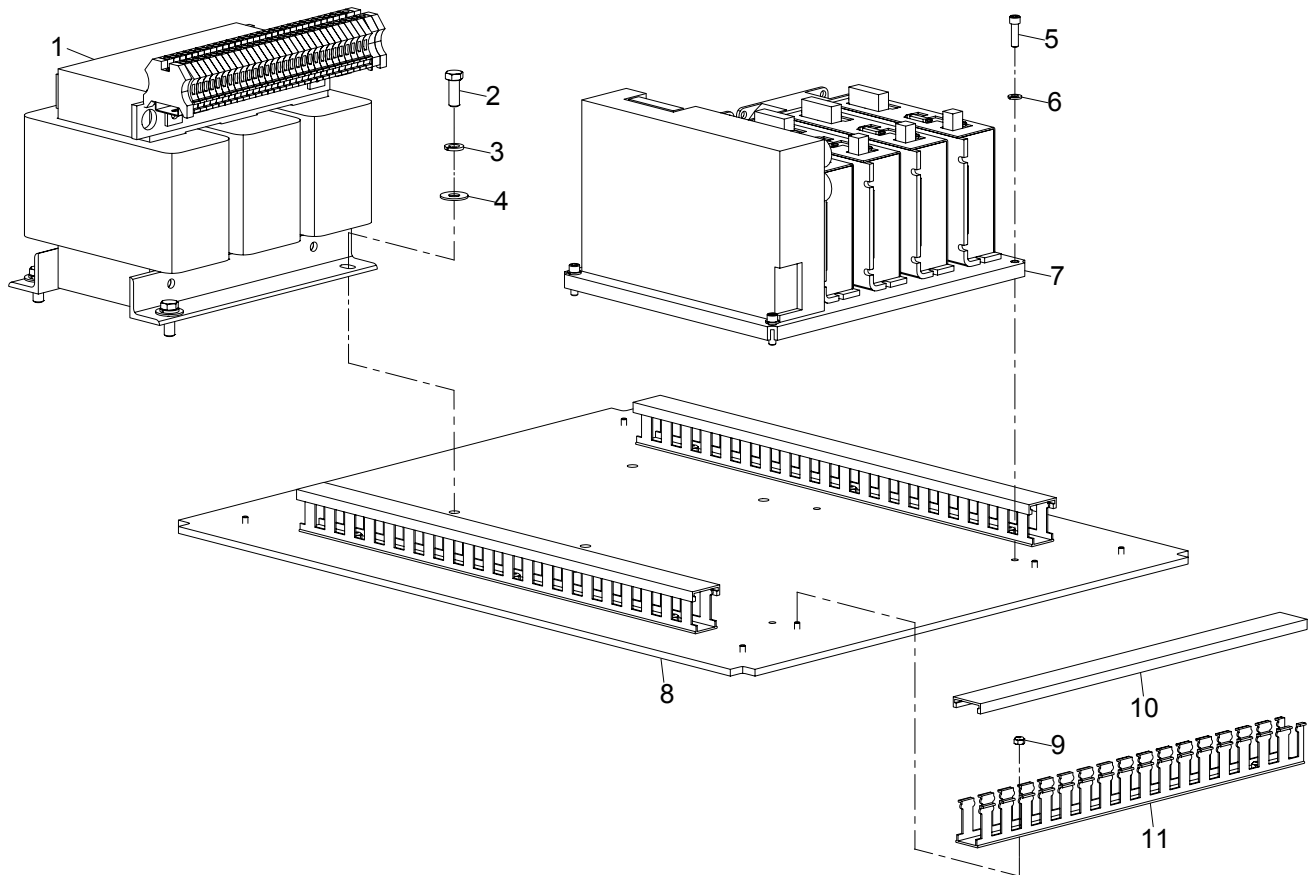
Diagnostic Box Bottom Panel Assembly 68-26468

ITEM	PART NO.	DESCRIPTION	QTY.
1	31-26612	Transformer, Univ. Volt. 230V	1
2	331-38-16	Screw,Hex.Hd. 3/8-16 X 1"	4
3	402-38	Washer, Lock 3/8"	4
4	410-38	Washer, Flat 3/8"	4
5	335-34-14	Screw,Skt.Hd. 1/4-20 X 7/8"	4
6	402-34	Washer, Lock 1/4"	4
7	31-26694	4 Axis Synqnet Chassis	1
8	54-28032	Diag. Box Bottom Plate	1
9	211-93	Nut, Elastic #8-32	8
10	67-02634	Conduit Top 1"	5ft
11	70-26001	Duct, Wiring 1" Wide	5ft
(12)	31-26745	C3, Transformer Thermo.	1
(13)	31-26753	C3, C1-4 Axis Amp Chassis	1
(14)	31-26754	C3/MPC X-Axis Amp Control	1
(15)	31-26755	C3/MPC Y/Theta Amp Control	1
(16)	31-26405	Gound Terminal Block	4

()-Not Shown

Please Specify machine voltage and complete serial number when ordering replacement parts.

Item numbers are for reference only. Please Specify PART NUMBER when ordering replacement parts.



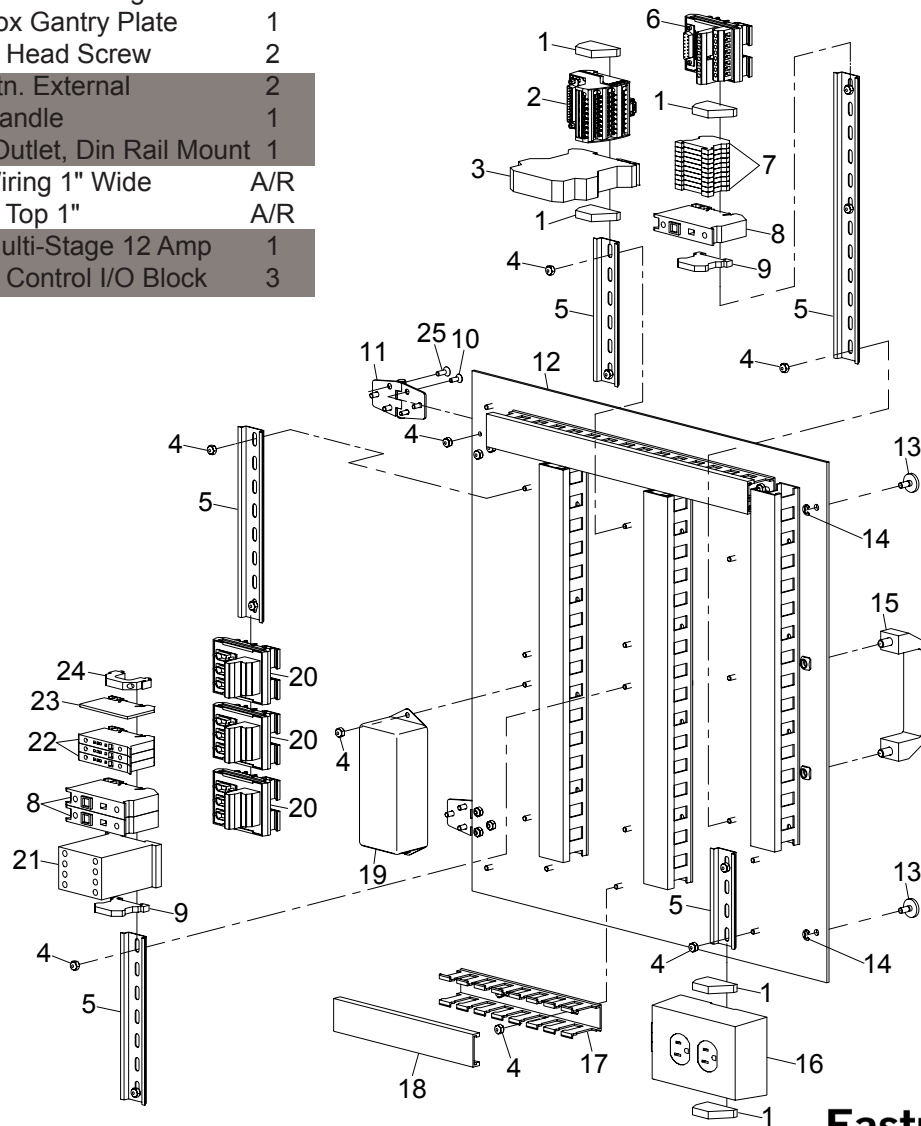
Diag. Box Gantry Panel Assembly

68-26469

ITEM	PART NO.	DESCRIPTION	QTY.
1	31-26414	Terminal End Clamp, Din Mnt.	5
2	31-26696	DB25 Female Screw Term.	1
3	31-26381	STI SR101A Safety Monitor.	1
4	211-93	Nut, Elastic #8-32	36
5	31-00739	Terminal Mounting	A/R
6	31-26380	DB15 Female Interface	1
7	31-26384	Terminal Block	10
8	31-26226	Fuse Block	3
9	31-26405	Ground Terminal Block	2
10	332-93-8	Screw, Skt. Flt. Hd. #8-32X1/2"	6
11	67-26375	Stainless Steel Hinge	2
12	54-28033	Diag. Box Gantry Plate	1
13	67-26385	M6 Pan Head Screw	2
14	662-14	Ring, Rtn. External	2
15	67-26376	Black Handle	1
16	31-26385	Power Outlet, Din Rail Mount	1
17	70-26001	Duct, Wiring 1" Wide	A/R
18	67-02634	Conduit Top 1"	A/R
19	31-26252	Filter, Multi-Stage 12 Amp	1
20	31-26476	Custom Control I/O Block	3

ITEM	PART NO.	DESCRIPTION	QTY.
21	31-26298	24V Contactor	1
22	31-26224	Fuse Block	3
23	31-26225	End Barrier	1
24	31-26227	End Anchor	1
25	332-102-8	Screw, Skt. Flt. Hd. #10-32X1/2"	6
(26)	11-1316	Fuse	3
(27)	31-26744	C3-Service Outlet Wiring	1
(28)	31-26746	C3-Transformer to Line Filter	1
(29)	31-26751	C3-24 VAC Cbl. for Contactor	1
(30)	31-26752	C3 E-Stop Relay Harness	1

()-Not Shown



Eastman®

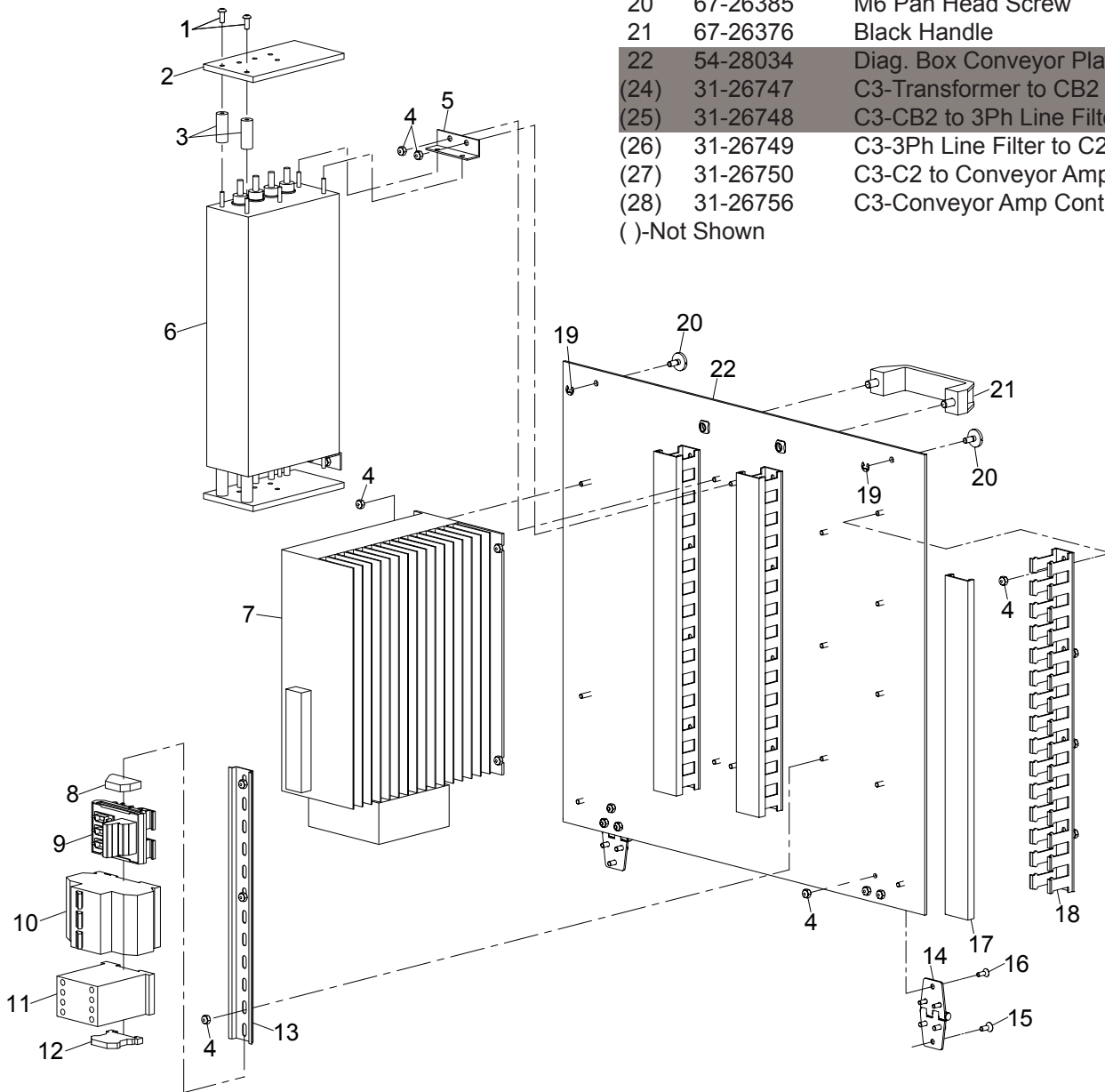
Over a Century of Cutting Expertise

Diagnostic Box Conveyor Panel Assembly

68-26470

ITEM	PART NO.	DESCRIPTION	QTY.
1	333-102-8	Scrw,Skt.Btn.Hd.#10-32X1/2"	4
2	54-26558	Filter Cover	1
3	54-26557	Filter Cover Spacer	4
4	211-93	Nut, Elastic #8-32	29
5	54-26196	Filter Mount	1
6	31-26299	Corcom Filter	1
7	31-26464	Conveyor Amp, Synqnet	1
8	31-26414	Terminal End Clamp	1
9	31-26476	Custom Control I/O Block	1

ITEM	PART NO.	DESCRIPTION	QTY.
10	31-26399	12Amp 3Ph Din Mount Cir. Br. 1	
11	31-26398	24 Volt Contactor	2
12	31-26405	Ground Terminal Block	1
13	31-00739	Terminal Block Mount	1
14	67-26375	Stainless Steel Hinge	2
15	332-102-8	Screw,Skt.Fit.Hd.#10-32X1/2"	6
16	332-93-8	Screw,Skt.Fit.Hd.#8-32X1/2"	6
17	67-02634	Conduit Top 1"	1.5ft
18	70-26001	Duct, Wiring 1" Wide	1.5ft
19	662-14	Ring, Rtn. External	2
20	67-26385	M6 Pan Head Screw	2
21	67-26376	Black Handle	1
22	54-28034	Diag. Box Conveyor Plate	1
(24)	31-26747	C3-Transformer to CB2 Cable	1
(25)	31-26748	C3-CB2 to 3Ph Line Filter	1
(26)	31-26749	C3-3Ph Line Filter to C2	1
(27)	31-26750	C3-C2 to Conveyor Amp Cbl.	1
(28)	31-26756	C3-Conveyor Amp Control I/O	1
(-) -Not Shown			



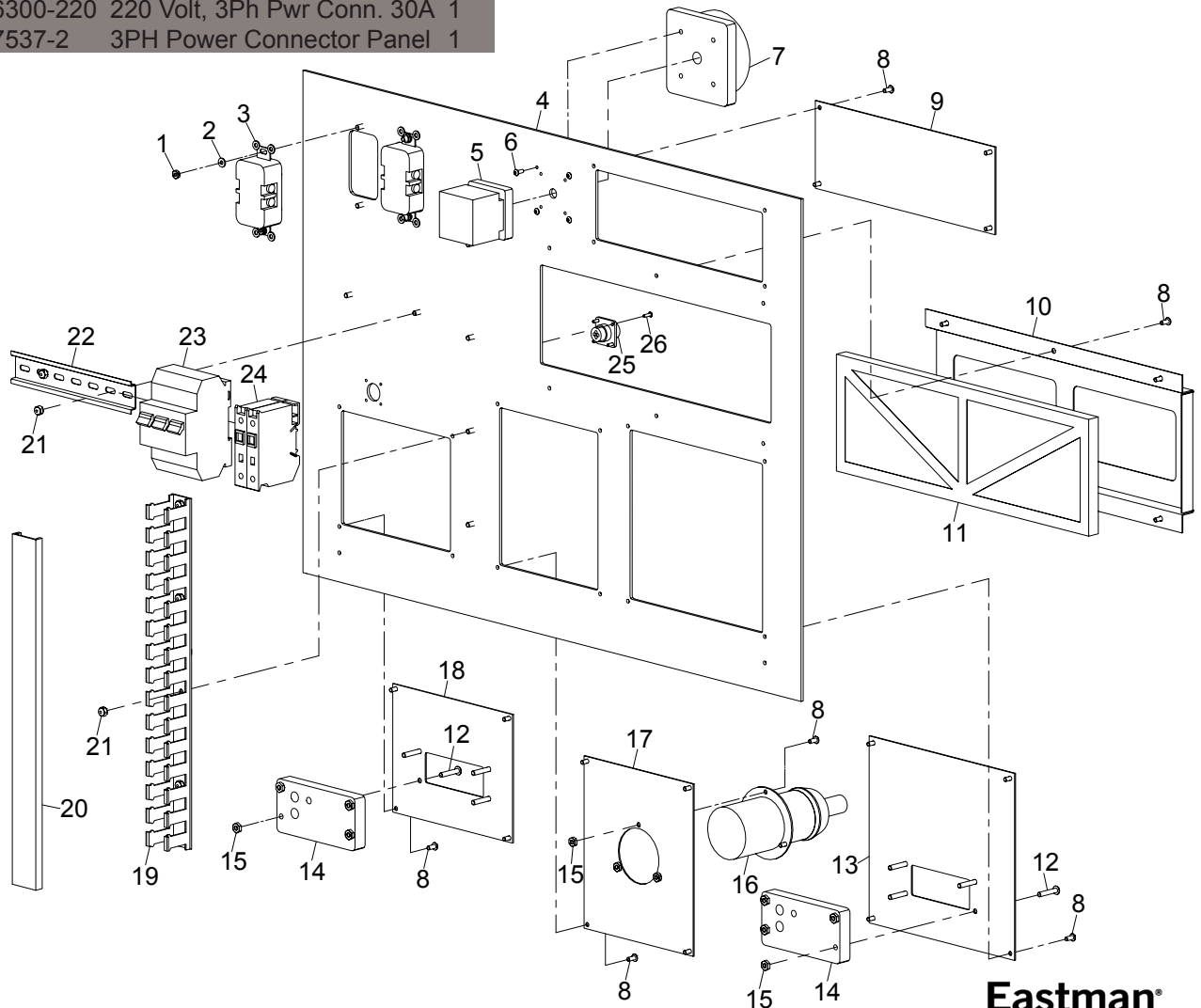
Diagnostic Box Back Panel Assembly

68-26471

ITEM	PART NO.	DESCRIPTION	QTY.
1	203-86	Nut, Hex #6-32	4
2	401-060	Washer, Flat, Narrow #6	4
3	31-26615	Receptacle, 230VAC 15AMP	2
4	54-28035	Diag. Box Back Plate	1
5	31-26296	Disconnect Switch	1
6	333-86-6	Scrw,Skt.Btn.Hd.#6-32X3/8"	4
7	31-26297	Disconnect Switch Knob	1
8	333-93-6	Scrw,Skt.Btn.Hd.#8-32X3/8"	25
9	54-28334	Aux. Control Panel	1
10	54-27609	Filter Holder	1
11	67-26781	Filter	1
12	333-102-16	Scrw,Skt.Btn.Hd.#10-32X1"	8
13	54-26536-3	Gantry Pass Thru Panel	1
14	31-26737	C3-Feedback Cable Blkhd. Kit	1
15	203-102	Nut, Hex #10-32	8
16	31-26300-220	220 Volt, 3Ph Pwr Conn. 30A	1
17	54-27537-2	3PH Power Connector Panel	1

ITEM	PART NO.	DESCRIPTION	QTY.
18	54-26540-3	Synqnet Pass Thru Panel	1
19	70-26001	Duct, Wiring 1" Wide	1.5ft
20	67-02634	Conduit Top 1"	1.5ft
21	211-93	Nut, Elastic #8-32	6
22	31-00739	Terminal Block Mount	1
23	31-26397	20Amp 3Ph Din Mnt Cir Bkr	1
24	31-26226	Fuse Block, Single Pole	2
25	11-4737	Connector, 4 P/F, Sq. Flange	1
26	333-81-6S	Scrw,Skt.Btn.Hd.#4-40X3/8"	4
(27)	31-26739	C3-Input Power to Disconnect	1
(28)	31-26740	C3-Main Disconnect to CB1	1
(29)	31-26741	C3-CB1 to Transformer Cable	1
(30)	31-26743	C3-Computer Outlet Wiring	1
(31)	31-26736	C3-Power Cable Bulkhead Kit	1

()-Not Shown



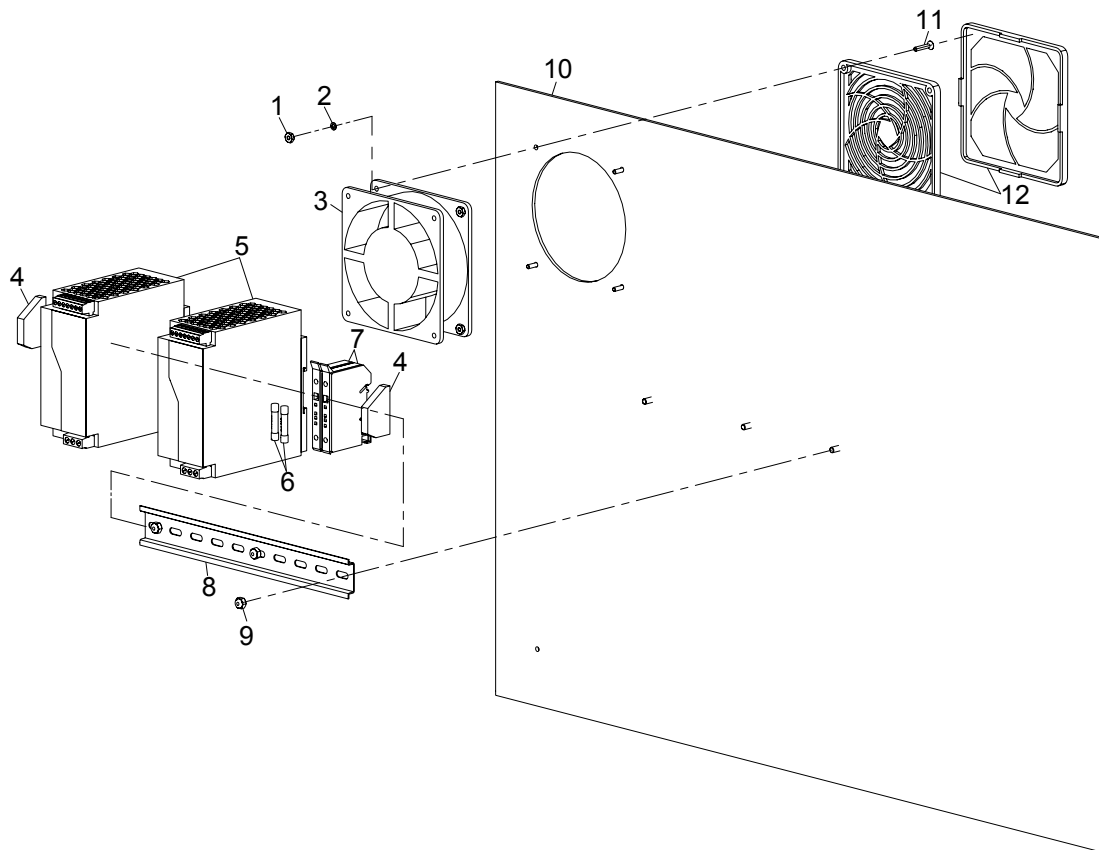
Eastman®

Over a Century of Cutting Expertise

Diagnostic Box Front Panel Assembly

68-26472

ITEM	PART NO.	DESCRIPTION	QTY.
1	203-86	Nut, Hex #6-32	4
2	402-060	Washer, Lock #6	4
3	31-26038	Fan, 60 Cyl.	1
4	31-26414	Terminal End Clamp	2
5	31-26370	Pheonix 24VDC 5A Din Mnt.	2
6	11-1302	Fuse	2
7	31-26225	End Barrier	2
8	31-00739	Terminal Mount	1
9	211-93	Nut, Elastic #8-32	3
10	54-28036	Diag. Box Front Plate	1
11	11-1958	4" Fan Filter/Guard	1
12	332-86-12	Screw,Flt.Hd #6-32 X 3/4"	4



Item numbers are for reference only.
Please Specify PART NUMBER when
ordering replacement parts.

Please Specify machine voltage
and complete serial number when
ordering replacement parts.

Eastman®

Service Record

Machine Serial No.:

Machine Voltage:

Date of Purchase: _____

Date	Type of Service Performed

Eastman®

Over a Century of Cutting Expertise

Technical Data EASTMAN® Eagle C3

Eagle C3

Maximum Gantry Speed*..... 60 in/sec. (152 cm/sec.)
 Maximum Conveyor Speed*..... 10 in/sec.² (25.4 cm/
 sec.²)
 Cut Accuracy * +/- 0.015" (+/- 0.4 mm)
 Gantry Weight 230 lbs (105 kg)
 Machine Operating Voltage 208/220/400/440/575 VAC, 3
 Phase 50/60 Hz
 Blower Operating Voltage 220/440 VAC, 3 Phase 50/60
 Hz
 Minimum Operating Pressure 75 psi

Machine Size	Working Width	Table Width (including Rack and Rail)	Overall Machine Width
72" (183 cm)	70.6" (180 cm)	88-1/4" (224 cm)	99" (252 cm)
78" (198 cm)	76.6" (195 cm)	94-1/4" (240 cm)	105" (267 cm)

Limited Warranty. Eastman warrants to the buyer that the equipment shall be free from defects in materials or workmanship for a period of 180 days commencing on the date of invoice. Any goods or parts claimed by the buyer to be defective must be returned to Eastman, freight charges prepaid, within the 180-day warranty period. If Eastman determines that the goods or parts are defective in materials or workmanship, Eastman's sole obligation under this warranty shall be, at Eastman's sole option, to repair or replace the defective goods or parts or to provide the buyer a credit equal to the portion of the purchase price allocable to the defective goods or parts. This warranty shall not apply if defects are caused by product misuse or neglect, if the machine has been altered or modified by the buyer, or if other than genuine Eastman belts, emery wheels, knives or parts are used in the machine. THIS WARRANTY IS THE ONLY WARRANTY APPLICABLE TO THIS PURCHASE. SELLER DISCLAIMS ALL OTHER WARRANTIES, EXPRESS OR IMPLIED, INCLUDING, BUT NOT LIMITED TO, THE IMPLIED WARRANTIES OF MERCHANTABILITY AND FITNESS FOR A PARTICULAR PURPOSE.

Limitation of Liability. Eastman's liability to the buyer, and the buyer's remedies from Eastman, whether in contract, negligence, tort, under any warranty or otherwise, shall be limited to the remedies provided in the foregoing Limited Warranty. In no event shall Eastman have any responsibility or liability to the buyer for (a) any special, indirect, incidental, or consequential damages, including, but not limited to, loss of use, revenue, or profit, even if Eastman has been advised of the possibility of such damages, or (b) any claim against the buyer by any third party. The price stated for the product sold is a consideration for limiting Eastman's liability.