

# Truvius All Cap Model

December 2024

## About This Investment

### Investment Description

The Truvius All Cap model is a broad multi-asset portfolio strategically allocated to size-based Truvius indices spanning the digital asset economy. Strategic allocations to our Mega Cap, Large Cap, and Mid Cap indices rebalance automatically, with each index adhering to its own rules-based criteria.

### Investment Style

Our Market models represent broad multi-asset systematic exposure to the overall crypto market. Market investments effectively capture broad exposure to the overall digital asset ecosystem and have lower fees vs. our Smart Beta and Alpha investments.

### Why Invest?

Our All Cap model may be suitable for investors seeking exposure akin to holding the overall crypto market, including smaller cap assets. The All Cap model seeks to hold a diversified universe of crypto assets spanning different market cap sizes, and to weight these assets approximately proportional to their market capitalization.

## Investment Details

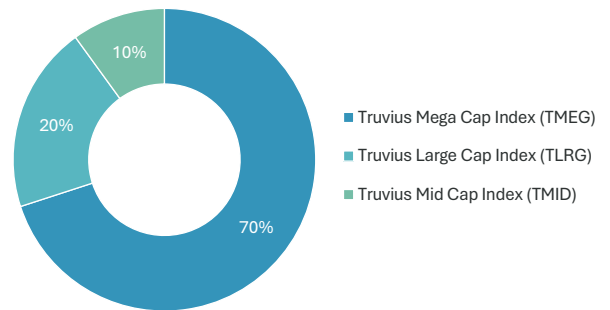
As of December 31, 2024

Inv. Style	Market
Inception Date	August 7, 2024
No. of Holdings	29
Inv. Minimum	\$25,000
Rebalances	Drift-Based
Reconstitutions	Monthly
Structure	Separately Managed Account
Ownership	Direct Ownership
Custodian	Anchorage Digital Bank, N.A.

Investment minimum refers to the minimum account balance required on the Truvius platform to invest in this investment product. Reconstitutions refer to the underlying indices for each product.

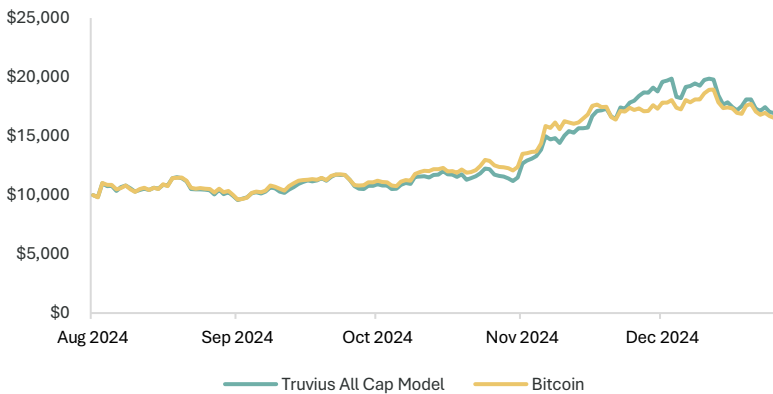
## Model Strategic Allocations

As of December 31, 2024



## Growth of \$10,000 Since Inception

As of December 31, 2024



## Performance

As of December 31, 2024

	1M	3M	YTD	SI
<b>Truvius All Cap Model</b>	<b>-5.69%</b>	<b>50.37%</b>	<b>69.71%</b>	<b>69.71%</b>
Bitcoin	-3.20%	47.47%	66.56%	66.56%

## Top 10 Holdings

As of November 30, 2024

Name	Symbol	Weight
1 Bitcoin	BTC	49.07%
2 Ethereum	ETH	17.02%
3 Ripple	XRP	8.45%
4 Solana	SOL	8.17%
5 U.S. Dollar	USD	2.87%
6 Chainlink	LINK	1.65%
7 Aptos	APT	1.49%
8 Litecoin	LTC	1.25%
9 Uniswap	UNI	1.20%
10 Filecoin	FIL	1.01%

Holdings are lagged 1-month and subject to change and risk.

Performance for Truvius investment products are shown net of advisory fees, custody fees, and transaction costs. Returns for a period of greater than 1 year are annualized. Since Inception (SI) refers to the model inception date for all line items above. The line graph above represents the cumulative performance of a hypothetical \$10,000 investment. **Past performance is no guarantee of future results.** Please refer to additional important disclosures at the end of this document.

## Correlations Since Inception

As of December 31, 2024

	Stocks	Bonds	Gold	Bitcoin
<b>Truvious All Cap Model<sup>1</sup></b>	0.57	0.07	0.23	0.94

<sup>1</sup>Truvious' investments seek returns which may be diversifying to traditional asset classes.

## Fee Details

As of December 31, 2024

Platform Fee:	1.00%
Investment Fee:	0.95%
<b>Total Adv. Fee:</b>	<b>1.95%</b>

Please refer to additional disclosures below for fee descriptions.

## About Truvious

### Investment Philosophy

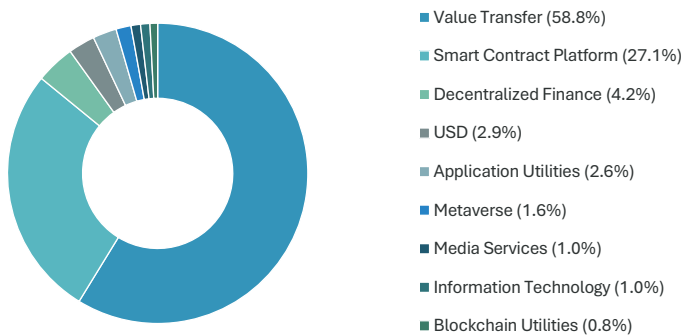
Truvious' investment philosophy is rooted in quantitative research and systematic asset allocation. All Truvious investment strategies are informed by blockchain-specific fundamentals and institutional-grade portfolio construction techniques to deliver rules-based, targeted, and diversified exposure to the digital asset class.

### Company Description

Truvious is an SEC-registered investment advisor powering systematic investing for digital assets. Through its investment platform, both institutional and individual investors can directly invest in data-driven, actively-managed digital asset investment products, all designed and managed by the Truvious investment team. For more information, visit [www.truvious.io](http://www.truvious.io).

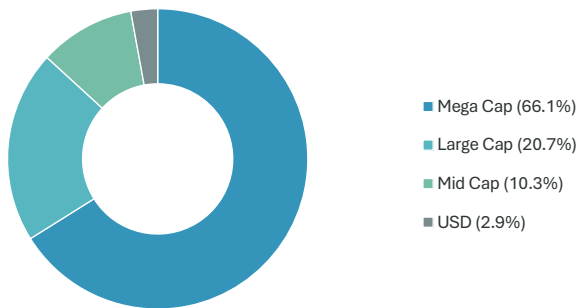
## Sector Exposures

As of November 30, 2024



## Market Capitalization Exposures

As of November 30, 2024



Exposures are lagged 1-month and subject to change and risk. Market capitalization thresholds determined by the index methodology for Truvious' market cap index series, found at [www.truvious.io](http://www.truvious.io).

## Investment Team

The Truvious investment team focuses on systematic portfolio construction and fundamentals-driven research for digital assets stemming from a combined 15+ years of quantitative investment experience across traditional and digital asset classes.



**Connor Farley**  
Co-Founder and CEO  
B.A., Boston College



**Max Freccia**  
Co-Founder and COO  
B.A., Tufts University  
M.B.A., The Wharton School,  
University of Pennsylvania

## Risks and Important Information

Correlations exclude weekends and market holidays. Stocks are represented by the S&P 500 TR Index. Bonds are represented by the S&P US Agg Bond TR Index. Gold is represented by the S&P GSCI Gold TR Index. Bitcoin is represented by the Bitcoin Spot Price.

The *Platform Fee* covers the services provided to access and interact with the Truvious platform, from onboarding through investment selection and ongoing performance monitoring. The *Investment Fee* is the cost associated with Truvious' portfolio construction and active management expertise that comprises your chosen investment products as well as ongoing portfolio management. The *Total Advisory Fee* does not include transaction costs or custodial charges.

Truvious investment products may be subject to the risks associated with investing in crypto assets, including cryptocurrencies and crypto tokens. Because crypto assets are a new technological innovation with a limited history, they are a highly speculative asset. Future regulatory actions or policies may limit the ability to sell, exchange or use a crypto asset. The price of a crypto asset may be impacted by the transactions of a small number of holders of such crypto asset. Crypto assets may decline in popularity, acceptance or use,

which may impact their price, and investors may experience significant volatility and the potential loss of principal. Truvious investment products may not be suitable for all investors. Investors should evaluate their individual financial situation, risk tolerance, and investment objectives before making any investment decisions. Additionally, certain Truvious actively managed products involve additional risks such as tracking error and underperformance compared to a benchmark. Investors should consider these risks before investing.

Separately Managed Accounts (SMAs) are investment services provided by Truvious, a federally registered investment advisor. Any information, statement or opinion set forth herein is general in nature, is not directed to or based on the financial situation or needs of any particular investor, and does not constitute, and should not be construed as, investment advice or a forecast of the future. **Past performance is no guarantee of future results.**

Certain Truvious investment products reference third-party indices. Truvious is not affiliated with these data providers and does not guarantee the accuracy, reliability, or completeness of third-party index data.