

## Meet the PUNX

# Dear teacher or tutor,

*Welcome to our Introduction to Punctuation Workbook! Punctuation is powerful. It can change the world. However, learning about it isn't always fun. That's why we created the PUNX!*

*This workbook helps children explore the “why”, “how”, “where”, and “when” of punctuation in a fun and engaging way. We've designed this to make punctuation practice more enjoyable for children, teachers, tutors, and parents.*

## What you'll find inside

*Each section introduces one of the PUNX – Peri, Ex, Quest, and Curly – along with fun, easy-to-understand explanations and activities.*


*Children will have the opportunity to trace, cut, paste, and draw each punctuation mark, allowing children to internalize punctuation rules while practicing them in different contexts.*

## A heartfelt “Thank you”

*Thank you for downloading this free resource! We hope that you both find joy in getting to know the PUNX and your student's writing skills are strengthened along the way.*

*After you've tried this resource, we would very much appreciate your feedback. If you have any idea or suggestion on how to make this better, email us at [hello@meetthepunx.com](mailto:hello@meetthepunx.com)*

Hey, color me in, please...



# Please, meet Curly

*Curly, Peri's little brother, loves to relax. He's great at reminding you to take a quick break in the middle of a longer sentence, or to make room, and explain something else in that sentence.*

Use a comma when your sentence just needs to catch its breath, like now.

## When do we use Curly?

*Use Curly to separate items in a list, join parts of a sentence, and add extra details without changing the meaning. Curly also helps to separate dates and addresses.*






## Practice tracing Quest below.


I like to draw   
run  sing   
jump  and eat.

## Cut and paste with Curly, please.

*Remember, Curly not only enjoys relaxing and taking a break, but also listing his favorite things and providing extra information to help readers, like you, understand.*

Take a moment to  
rest  breathe   
and then keep  
moving.

Pause briefly   
but don't stop!



## Now it's your turn!

Curly has a great morning routine that he loves to share. Want to know? Just ask him. Draw your face in the dotted circle.

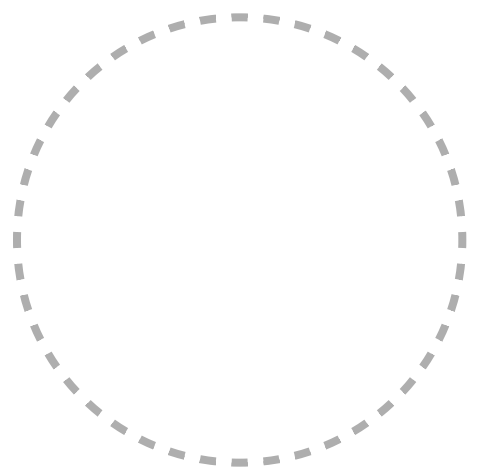
Curly — what's your secret to having the perfect morning?



Well — I love to start my day off with singing my favorite tunes — la — la — la!



Oh — that sounds fun! What do you do after?



After that — I curl up with a good book then — I complete a puzzle! It's always fun to challenge myself.

