

X / M / W Series

Twin Shaft Shredder




We reserve the right to make technical changes without prior announcement. All rights reserved.
©2019 GENOX RECYCLING TECH (CHINA) CO., LTD.



GENOX RECYCLING TECH (CHINA) CO., LTD.
#11 of No.3 Guangzhu road, Dongchong, Nansha, Guangzhou, China
Tel. +86 20 66851345 #810 Fax. +86 20 66851347
e-mail. info@genoxtech.com



www.genoxtech.com




Twin Shaft Shredder

M Series

Low speed, high torque operation minimizes noise and power consumption – whilst achieving high throughput rates. These machines are particularly suited to the size reduction of bulky or voluminous materials which could include contamination such as metals or stones.

X Series

X Series Twin Shaft Shredders are extremely high torque, high throughput, rotating shear type size reduction machines often used for pre-shredding of large volume or high strength materials which may contain contamination. The unique modular split chamber design, provides excellent access to key components therefore reducing maintenance downtime and service costs.



Rotary Screen

To effectively control the output product size, a circular screen mounted around the cutting chamber is the ideal solution. The rotary screen runs at low speed, the oversized fractions are recirculated back to the cutting chamber for further shredding, whilst the sized fraction falls through the screen to the next process.




Blade Configuration & Width

Blade profile and width can be specified to suit the type of materials being processed. The width of the output material fractions can be controlled by the thickness of blades. Careful selection of the blade configuration and width is recommended to ensure optimum shredder performance.



Blade Hook Design

Blade hook designs can be selected according to the nature of the materials being processed. The length of the output material fractions can be controlled by the number of hooks. Experienced selection of the blade hook profile and quantity is of prime importance.




Segmented Blades

The segmented blade design can greatly reduce the blade changing time and cost. The blade comprises of the blade holder, and two types of blade segments, with and without hooks. Worn blade segments can quickly and easily be removed and replaced by simply removing the securing screws. As the blade holders need not be removed from the shafts, simplified maintenance and reduced downtime results. Various blade configurations, hook profiles and widths



Splined Drive Shafts

Hexagonal shafts are still considered by many to be an effective design, and were it not for the wear and maintenance problems caused by loose blades rocking on the shafts, particularly in demanding applications with frequent reversals, they would still be preferred by many users. GENOX have resolved these issues caused by loose blades with our splined shaft design, which securely locks blades and spacers on the drive shafts, eliminating blade rock and prolonging shaft life.



Hydraulic Force Feeder

A hydraulic force feeder is available to actively press the input material down into the cutting zone between the two shearing shafts. This holding action prevents material from riding over the blade hooks, thus greatly improving the cutting efficiency and throughput of the machine. The thoughtful, modular design of the feeder and associated hydraulic power unit provides unhindered access during maintenance, simplifying routine hydraulic oil changes and other maintenance tasks.





M Series			
Model	M400	M800	M1200
Dimension (L x W x H) (mm)	1600 x 1225 x 1850	2710 x 1270 x 1850	3580 x 1965 x 2200
Hopper Opening (L x H) (mm)	400 x 480	800 x 480	1200 x 725
Discharge Height (mm)	600	640	875
Rotation Diameter (mm)	Φ 276	Φ 276	Φ 430
Rotation Speed (RPM)	13/7.7	14	15
Number of Blades (PCS)	10+10	20+20	15+15
Blade Width (mm)	20	20	40
Main Drive (kw)	7.5	7.5+7.5	22+22
Hopper Volume(L)	550	750	1360
Weight(kg)	Approx 1470	Approx 2300	Approx 5120



X Series					
Model	X1500	X1600	X1800	X2000	X2200
Dimension (L x W x H) (mm)	6350 x 2600 x 4000	5150 x 2210 x 2600	7000 x 3050 x 4000	7000 x 3400 x 4000	7000 x 3700 x 4000
Hopper Opening (L x H) (mm)	1500 x 1440	1600 x 880	1800 x 1440	2000 x 1440	2200 x 1440
Discharge Height (mm)	1550	970	1550	1400	1400
Cutting Circle (mm)	Φ 750	Φ 515	Φ 750	Φ 750	Φ 750
Rotation Speed (RPM)	5.4-12	5.4-15	5.4-12	5.5-10	5.5-10
Number of Blades (PCS)	30 (50mm)/20 (75mm)	32	24 (75mm)/18 (100mm)	26 (75mm)/20 (100mm)	29 (75mm)/22(100mm)
Blade Width (mm)	50/75	50	75/100	75/100	75/100
Main Drive (kw)	55+55	45+45	75+75	110+110	132+132
Hopper Volume(L)	3600	2000	4000	4200	4400
Weight(kg)	Approx 27700	Approx 11400	Approx 32450	Approx 43750	Approx 53500



Tires



Cables



Car Shells



Electronic Appliances



Barrels



Discs

Twin Shaft Shredder

W Series

W series two shaft shredder is a widely used in medium, low speed high torque of crushing equipment. With the unique design of rotor and cut chamber, the rotor knives and the counter knives cut materials perfectly so that it can not only cut materials evenly but also reduce the dust of the raw materials reasonable. It can reduce the wear of knives and screen. Rotor shaft surface can be build-up welding wear-resisting layer, making the shredder more suitable for the easily wearing material to have the most abrasion performance and better usage rate.



PE Film (98%)



Paper



Cables



Woven Bags



Twin Shaft Shredder / X / M / W Series



Twin Rotors Design

- Twin rotors design, generating tearing and shredding effect;
- V-cutting rotor design— with staggered cutter positioning
- Heat treated rotor knives— Special DC53 steel (hardened) four edges use before replacement
- Long life, adjustable fixed blades — Cutter clearance can be maintained.
- Wear Resistant – Tungsten surface coating for abrasive applications

W Series		
Model	W1000	W1200
Dimension (L x W x H) (mm)	3500 x 1550 x 2560	4365 x 2150 x 3000
Hopper Opening (L x H) (mm)	1660 x 1535	1850 x 1740
Discharge Height (mm)	1150	1150
Rotation Diameter (mm)	Φ 386	Φ 471
Rotation Speed (RPM)	83	82
Screen Size(mm)	60	60
Number of Rotor Knives	114	138
Number of Counter Knives	4	6
Main Drive (kW)	110	180
Weight (kg)	5950	12500