



Ophthalmic Surgical System
CV-9000R



THE ART OF EYE CARE

Sophisticated Features

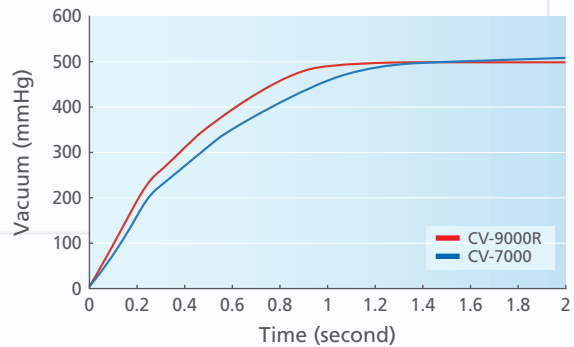
Reusable Irrigation and Aspiration (I / A) Tube

Reusable Irrigation and Aspiration (I / A) tube can be autoclaved up to 10 times, which results in the cost-effective surgery.



Refined Peristaltic Pump

The enhanced peristaltic pump is designed for faster vacuum rise than its previous model. A maximum pressure of 650 mmHg allows effective surgeries, including the ones with micro incision. The vacuum is monitored 1,000 times / second and automatically controlled 100 times / second to maintain stable surgical conditions.



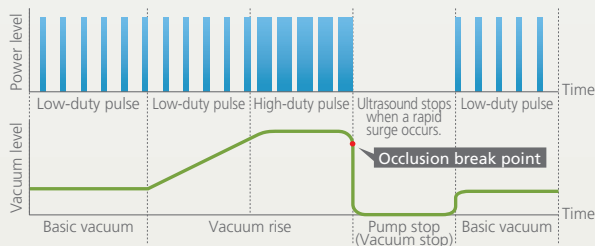
Superior Functions

Enhanced Aspiration and Ultrasound (optional)

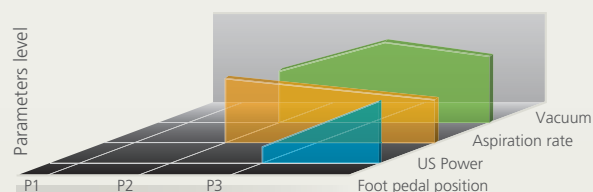
The CV-9000R provides three optional software packages: A, B, and A + B, to enhance aspiration and ultrasound performance.

Package A: APS Plus and ProPedal

The package A includes Auto Pulse System Plus (APS Plus) and ProPedal. The APS Plus automatically limits the duty of the ultrasound pulse to the optimum value for efficient emulsification and aspiration, reducing the risk of posterior capsule rupture. The ProPedal allows customized programming of the parameters for each foot pedal position.



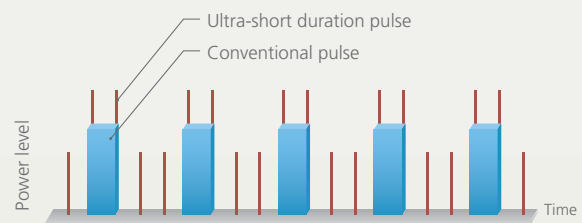
APS Plus - simulated graph of vacuum and power variation



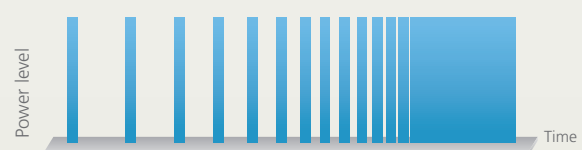
ProPedal - simulated graph of parameters variation

Package B: VIS and Burst mode

The package B includes Variable Intervals and Strokes (VIS) and Burst mode. The VIS provides dual-oscillation of conventional and ultra-short duration pulses to enhance capture of the lens nucleus and efficient aspiration. The burst mode provides a burst of ultrasound power by controlling interval times between each oscillation.



VIS - simulated graph of dual-oscillation



Burst mode - simulated graph of interval time variation

Package A + B: APS Plus, ProPedal, VIS, and Burst mode

Surgeon-oriented Usability

Multi-functional Foot Pedal (optional)

The multi-functional foot pedal enhances the operation, allowing changes in mode, bottle height adjustment, and so forth.



Lightweight Handpiece

The handpiece is only 57 g and allows easy intraoperative handling and enhanced durability.



MICS (Micro Incision Cataract Surgery)

Minimum 1.8 mm incision is available, which reduces the risk of surgical complication, such as postoperative astigmatism and thermal burn.



Operator-oriented Usability

Intuitive Graphic User Interface

Easy and quick operation is made possible with the 10.4-inch touch screen and the intuitive graphic user interface. The pop-up window appears once the icon is touched, and enables the operator to activate function and to customize parameters.



Multilingual Display

Nine languages* are available for setup and surgery to allow the surgeon and staff to work in their native language. During setup, the navigation mode will guide the operator through the entire procedure.

*Chinese, English, French, German, Japanese, Korean, Portuguese, Russian, and Spanish



CV-9000R Specifications

Application	Cataract surgery
Vacuum	
Pump type	Peristaltic pump
Vacuum setting	0 to 650 mmHg
Flow rate	0 to 60 mL / min
Ultrasound	
Transducer	Piezoelectric
Frequency	40 kHz
Pulse mode	1 to 100 pulses / s
Diathermy	
Frequency	515 kHz
Output	0.5 to 10 W (5 to 100%)
Vitreous cutter	
Cutting system	Pneumatic driven guillotine system
Cutting rate	100 to 1,000 cuts / min (with built-in air compressor)
Power supply	AC 100 to 230 V 50 / 60 Hz
Power consumption	240 VA
Dimensions / Mass	318 (W) x 457 (D) x 295 (H) mm / 17 kg

Stand with motorized pole (optional)

Power supply	AC 115, 230 V 50 / 60 Hz
Power consumption	300 VA (including CV-9000R's power consumption)
Dimensions / Mass	433 (W) x 567 (D) x 1,067 (H) mm / 38 kg



Product/Model name: Ophthalmic Surgical System CV-9000R

Brochure and listed features of the device are intended for non-US practitioners.

Specifications may vary depending on circumstances in each country.

Specifications and design are subject to change without notice.



HEAD OFFICE
(International Div.)
34-14 Maehama,
Hiroishi-cho, Gamagori,
Aichi 443-0038, JAPAN
TEL: +81-533-67-8895
URL: www.nidek.com
[Manufacturer]

TOKYO OFFICE
(International Div.)
3F Sumitomo Fudosan Hongo
Bldg., 3-22-5 Hongo, Bunkyo-ku,
Tokyo 113-0033, JAPAN
TEL: +81-3-5844-2641
URL: www.nidek.com

NIDEK INC.
2040 Corporate Court,
San Jose, CA 95131, U.S.A.
TEL: +1-408-468-6400
+1-800-223-9044
(US Only)
URL: usa.nidek.com

NIDEK S.A.
Europarc,
13 rue Auguste Perret,
94042 Créteil, FRANCE
TEL: +33-1-49 80 97 97
URL: www.nidek.fr

NIDEK TECHNOLOGIES S.R.L.
Via dell'Artigianato,
6/A, 35020 Albinasego (Padova),
ITALY
TEL: +39 049 8629200/8626399
URL: www.nidektechnologies.it

NIDEK (SHANGHAI) CO., LTD.
Rm3205, Shanghai Multi
Media Park, No.1027 Chang
Ning Rd, Chang Ning District,
Shanghai, CHINA 200050
TEL: +86 021-5212-7942
URL: www.nidek-china.cn

NIDEK SINGAPORE PTE. LTD.
51 Changi Business Park
Central 2, #06-14,
The Signature 486066,
SINGAPORE
TEL: +65 6588 0389
URL: www.nidek.sg