

Cybersecurity Training Guide. Corporate Edition

Turn compliance into conversations. No eye rolls required.



Why Teams Need Cybersecurity Training That Sticks




Let's be real — most compliance training is forgettable. Cyber Savvy flips the script by using real-life scenarios, roleplay, and team engagement to build digital confidence and prevent human error.

This guide Includes:

- 📌 3 plug-and-play training scenarios
- 📌 Cyber Savvy card-style questions
- 📌 Setup tips for team meetings or offsites

Try it out → Then grab the full experience.



Scenario #1

The Phishing Slack Message

Scenario: Your teammate receives a Slack message from “IT Support” saying their password is about to expire and they must reset it using the link provided.

Discussion Questions

What are the red flags in this message?
Who should they contact?
What would you do if you already clicked?

Challenge Option

Roleplay: One person is the phisher. Others ask questions before deciding what to do.



Scenario #2


Public Wi-Fi & Oversharing

Scenario: An employee connects to free Wi-Fi at a cafe to send last-minute client files. They also open their personal banking app.

Discussion Questions

Is this risky? Why or why not?
How could this be prevented?
What are safer alternatives?

Quick Tip: If using public Wi-Fi, always use a VPN and avoid accessing sensitive data.



Scenario #3

The Team Overshare

Scenario: A team member shares a photo of their new home office setup on LinkedIn... but their laptop screen shows internal software and client names in the background.

Discussion Questions

What’s the risk in this post?
How could this be handled more securely?
Does your team have a social media policy?

Action Prompt: Review your current internal social sharing guidelines.

Team Training Tips

➤ Use this Guide in:

Lunch & learn sessions.

Team offsites or onboarding weeks.

As conversation starters during Cybersecurity Awareness Month.

➤ Tips to Faciliate:

Set a relaxed tone — no wrong answers

Reward good thinking with small prizes

Use breakout groups for roleplay

List 3 things that make a phishing email look almost real



RECOGNIZING AND AVOIDING ONLINE SCAMS


QUESTION

You receive a calendar invite from your CEO, but the email address is off. What do you do?




Roleplay

One person tries to convince the team to share a password. The others spot the red flags.



RECOGNIZING AND AVOIDING ONLINE SCAMS

Cyber Savvy Mini Decks

- Question**  You receive a calendar invite from your CEO, but the email address is off. What do you do?
- Challenge**  List 3 things that make a phishing email look almost real
- Roleplay**  One person tries to convince the team to share a password. The others spot the red flags.

Want 100+ more cards like these? Explore the Corporate Edition at mycybersavvy.com



Liked this? You'll love the full Corporate Edition.

Pre-order your deck today and get:

100+ scenario cards

5 training modules

Instant download tools

A team experience that sticks

Cyber Savvy – The Compliance Game Teams Actually Like

Follow us: [\[Instagram\]](#) [\[LinkedIn\]](#)

Visit: www.mycybersavvy.com