

Truvius Equal Sector Model

February
2025

About This Investment

Investment Description

The Truvius Equal Sector model is a broad multi-asset portfolio equally allocated to five Truvius sector indices spanning the digital asset economy. This model is designed for diversified exposure in a way that reduces concentration in any one sector. Allocations to the indices rebalance automatically, with each sector index adhering to its own criteria.

Investment Style

Our Market models represent broad multi-asset systematic exposure to the overall crypto market. Market investments effectively capture broad exposure to the overall digital asset ecosystem and have lower fees vs. our Smart Beta and Alpha investments.

Why Invest?

Our Equal Sector model may be suitable for investors seeking a more sector-diversified, less concentrated portfolio spanning a wide range of industries across the crypto economy. This model is less concentrated in mega cap assets like Bitcoin and Ethereum and takes a more equal-weighted approach to investing in crypto markets.

Investment Details

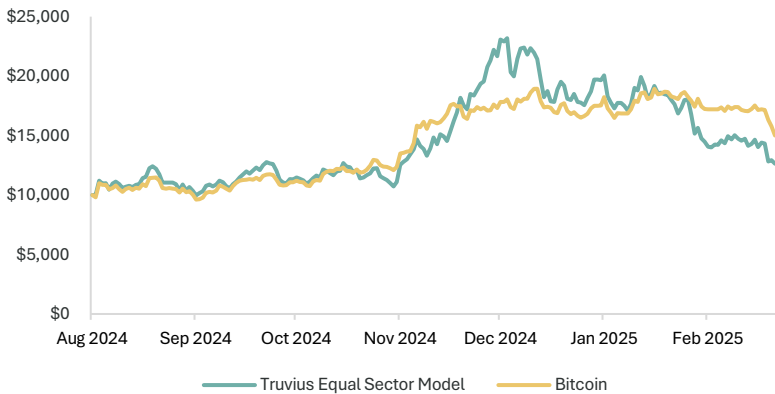
As of February 28, 2025

Inv. Style	Market
Inception Date	August 7, 2024
No. of Holdings	29
Inv. Minimum	\$25,000
Rebalances	Drift-Based
Reconstitutions	Monthly
Structure	Separately Managed Account
Ownership	Direct Ownership
Custodian	Anchorage Digital Bank, N.A.

Investment minimum refers to the minimum account balance required on the Truvius platform to invest in this investment product. Reconstitutions refer to the underlying indices for each product.

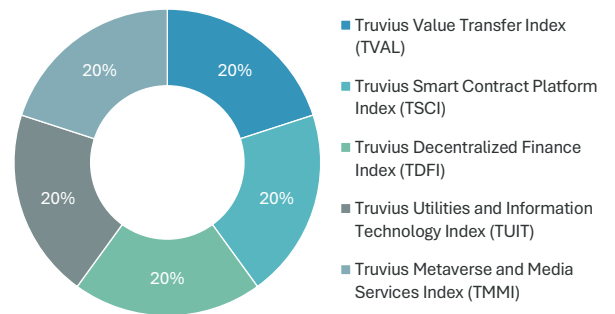
Growth of \$10,000 Since Inception

As of February 28, 2025



Model Strategic Allocations

As of February 28, 2025



Performance

As of February 28, 2025

	1M	3M	YTD	SI
Truvius Equal Sector Model	-30.36%	-35.12%	-28.46%	25.68%
Bitcoin	-17.68%	-12.63%	-9.69%	50.32%

Top 10 Holdings

As of January 31, 2025

Name	Symbol	Weight
1 Bitcoin	BTC	16.19%
2 Ethereum	ETH	13.40%
3 Chainlink	LINK	10.93%
4 Uniswap	UNI	6.07%
5 Immutable X	IMX	5.30%
6 Solana	SOL	5.11%
7 Aave	AAVE	4.70%
8 The Sandbox	SAND	3.87%
9 Filecoin	FIL	3.03%
10 Decentraland	MANA	2.87%

Holdings are lagged 1-month and subject to change and risk.

Performance for Truvius investment products are shown net of advisory fees, custody fees, and transaction costs. Returns for a period of greater than 1 year are annualized. Since Inception (SI) refers to the model inception date for all line items above. The line graph above represents the cumulative performance of a hypothetical \$10,000 investment. **Past performance is no guarantee of future results.** Please refer to additional important disclosures at the end of this document.

Correlations Since Inception

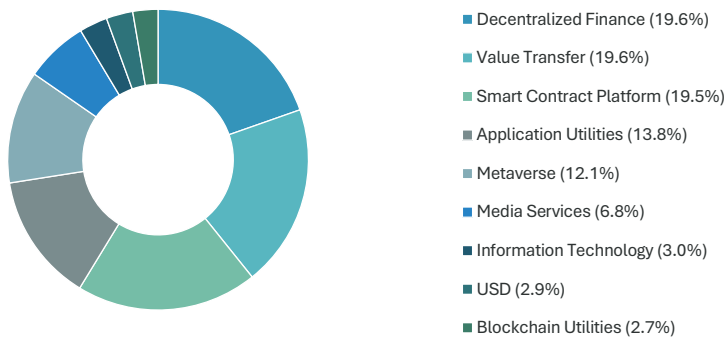
As of February 28, 2025

	Stocks	Bonds	Gold	Bitcoin
Truvius Equal Sector Model¹	0.46	0.06	0.14	0.82

¹Truvius' investments seek returns which may be diversifying to traditional asset classes.

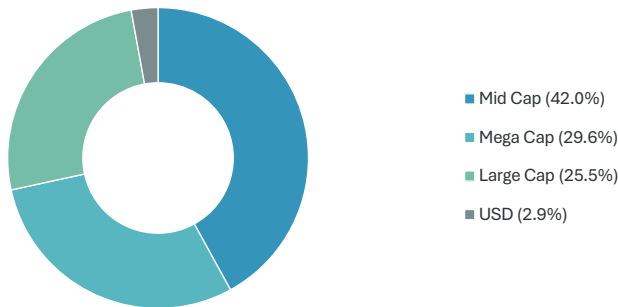
Sector Exposures

As of January 31, 2025



Market Capitalization Exposures

As of January 31, 2025



Exposures are lagged 1-month and subject to change and risk. Market capitalization thresholds determined by the index methodology for Truvius' market cap index series, found at www.truvius.io.

Fee Details

As of February 28, 2025

Platform Fee:	1.00%
Investment Fee:	0.95%
Total Adv. Fee:	1.95%

Please refer to additional disclosures below for fee descriptions.

About Truvius

Investment Philosophy

Truvius' investment philosophy is rooted in quantitative research and systematic asset allocation. All Truvius investment strategies are informed by blockchain-specific fundamentals and institutional-grade portfolio construction techniques to deliver rules-based, targeted, and diversified exposure to the digital asset class.

Company Description

Truvius is an SEC-registered investment advisor powering systematic investing for digital assets. Through its investment platform, both institutional and individual investors can directly invest in data-driven, actively-managed digital asset investment products, all designed and managed by the Truvius investment team. For more information, visit www.truvius.io.

Investment Team

The Truvius investment team focuses on systematic portfolio construction and fundamentals-driven research for digital assets stemming from a combined 15+ years of quantitative investment experience across traditional and digital asset classes.



Connor Farley
Co-Founder and CEO
B.A., Boston College



Max Freccia
Co-Founder and COO
B.A., Tufts University
M.B.A., The Wharton School,
University of Pennsylvania

Risks and Important Information

Correlations exclude weekends and market holidays. Stocks are represented by the S&P 500 TR Index. Bonds are represented by the S&P US Agg Bond TR Index. Gold is represented by the S&P GSCI Gold TR Index. Bitcoin is represented by the Bitcoin Spot Price.

The *Platform Fee* covers the services provided to access and interact with the Truvius platform, from onboarding through investment selection and ongoing performance monitoring. The *Investment Fee* is the cost associated with Truvius' portfolio construction and active management expertise that comprises your chosen investment products as well as ongoing portfolio management. The *Total Advisory Fee* does not include transaction costs or custodial charges.

Truvius investment products may be subject to the risks associated with investing in crypto assets, including cryptocurrencies and crypto tokens. Because crypto assets are a new technological innovation with a limited history, they are a highly speculative asset. Future regulatory actions or policies may limit the ability to sell, exchange or use a crypto asset. The price of a crypto asset may be impacted by the transactions of a small number of holders of such crypto asset. Crypto assets may decline in popularity, acceptance or use, which may impact their price, and investors may experience significant volatility and the potential loss of principal. Truvius investment products may not be suitable for all investors. Investors should evaluate their

individual financial situation, risk tolerance, and investment objectives before making any investment decisions. Additionally, certain Truvius actively managed products involve additional risks such as tracking error and underperformance compared to a benchmark. Investors should consider these risks before investing.

Separately Managed Accounts (SMAs) are investment services provided by Truvius, a federally registered investment advisor. Any information, statement or opinion set forth herein is general in nature, is not directed to or based on the financial situation or needs of any particular investor, and does not constitute, and should not be construed as, investment advice or a forecast of the future. **Past performance is no guarantee of future results.** For additional disclosures, including those pertaining to events that could result in a restatement of performance, please visit www.truvius.io/disclosures.

Certain Truvius investment products reference third-party indices. Truvius is not affiliated with these data providers and does not guarantee the accuracy, reliability, or completeness of third-party index data. Investors should conduct independent due diligence before relying on such indices.