



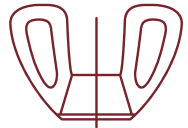
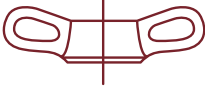


## WING NUTS

*Technical specifications based on zinc*

		PART NUMBER	THREAD SIZES	WING SPREAD	OVERALL HEIGHT	APPROX SHIP WEIGHT (lb/m)
WASHER BASE		WS232300	6-32, 8-32, 10-24, 10-32	3/4	23/64	3.0
		WS232400	1/4-20, 8-32, 10-24, 10-32	7/8	7/16	5.9
		WS232500	1/4-20, 5/16-18	1	1/2	9.0
		WS232600	1/4-20, 3/8-16, 5/16-18	1-1/8	37/64	14.8
SENIOR		WS222200	4-36, 4-40, 5-40, 6-32	.650	.355	3.5
		WS222300	6-32, 8-32, 10-24, 10-32, 12-24	.840	.425	7.0
		WS222400	1/4-20, 1/4-28, 12-24	1-1/16	38/64	10.5
		WS222500	1/4-20, 5/16-18, 5/16-24	1-7/32	.630	14.0
		WS222600	3/8-16, 3/8-24	1-7/16	.730	23.0
		WS222700	7/16-14, 7/16-20, 1/2-13, 1/2-30	1-7/8	.906	53.0
JUNIOR		WS223200	4-40, 6-32	5/8	19/64	2.5
		WS223300	6-32, 8-32, 10-24, 10-32	3/4	11/32	3.2
		WS223400	1/4-20, 8-32, 10-24, 10-32	7/8	7/16	5.5
		WS223500	1/4-20, 5/16-18	1	1/2	8.0
ECONOMY		WS224300	6-32, 8-32, 10-24, 10-32	3/4	11/32	2.5
		WS224400	1/4-20, 8-32, 10-24, 10-32	7/8	27/64	4.5
		WS224500	1/4-20, 5/16-18, 10-24, 12-24	1	31/64	6.5
		WS224600	1/4-20, 3/8-16	1-1/8	9/16	10.0
HIGH		WS225300	8-32	29/32	11/16	10.0
		WS225400	1/4-20, 10-24, 10-32	1-1/8	27/32	17.0
		WS225500	1/4-20, 5/16-18	1-9/32	1-1/32	26.0
		WS225600	3/8-16	1-1/2	1-3/16	42.0
LOW		WS226300	6-32	13/16	.240	3.5
		WS226400	1/4-20, 8-32, 10-24, 10-32	1	.277	7.0
		WS226500	1/4-20, 10-24, 12-24	1-3/16	.315	10.0
		WS226600	5/16-18	1-3/8	.353	17.0
		WS226700	3/8-16	1-7/8	.562	26.0

### CUSTOM WING NUTS

Many customs on hand, or can be produced to meet your specifications

### ULTRA-ECONOMY WING NUTS

Using our "Single Thread" design, we can eliminate costly tapping operations

Please visit our website to request a quote.

[www.wscustomcomponents.com](http://www.wscustomcomponents.com)

