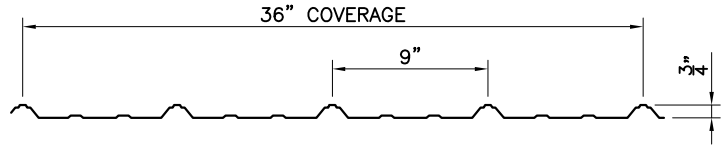




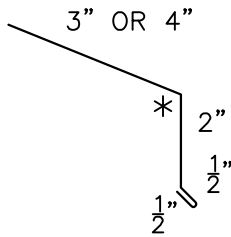
2425 SACKVILLE DR,  
UPPER SACKVILLE, NS  
B4E 3C6  
OFFICE: 902-252-8700

# "CLASSIC RIB" PANEL



**ROOF TRIMS**  
(\* SPECIFY PITCH)

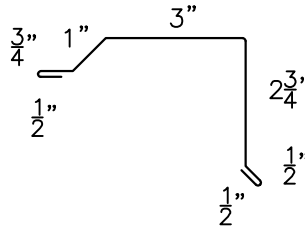
## EAVE STARTER



6" OR 7" BLANK

**101**

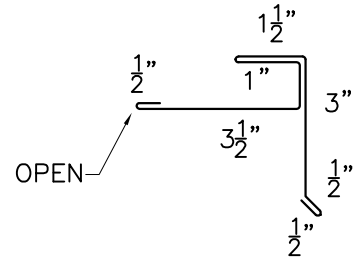
## GABLE TRIM



9" BLANK

**102**

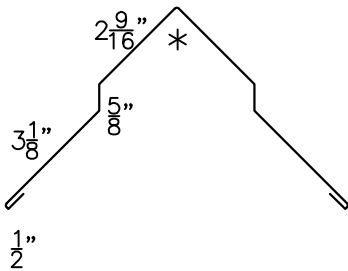
## GABLE TRIM - F - TYPE



12" BLANK

**103**

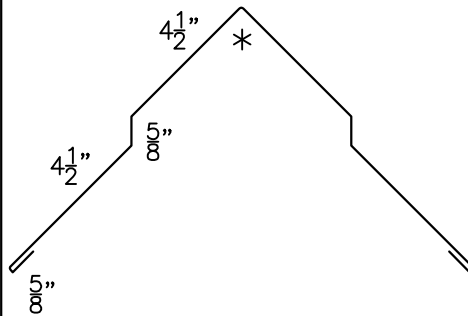
## RIDGE CAP - STEPPED



13 5/8" BLANK

**104**

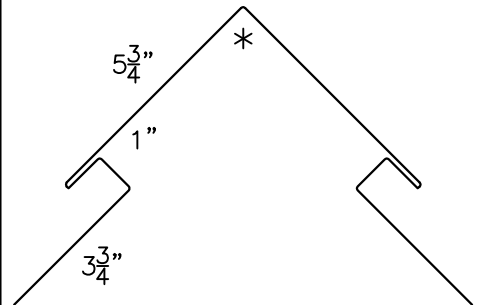
## RIDGE CAP - STEPPED WIDE



20 1/2" BLANK

**105**

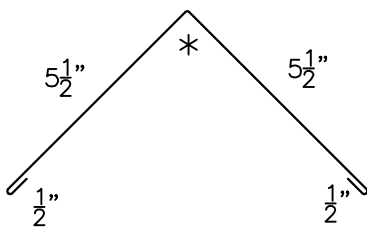
## RIDGE CAP - J TYPE



25" BLANK

**106**

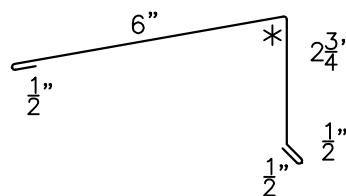
## HIP CAP



12" BLANK

**107**

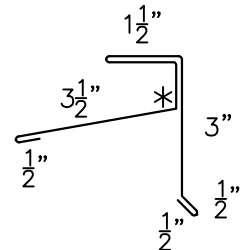
## SINGLE SLOPE CAP



10 1/4" BLANK

**108**

## SINGLE SLOPE CAP - F - TYPE



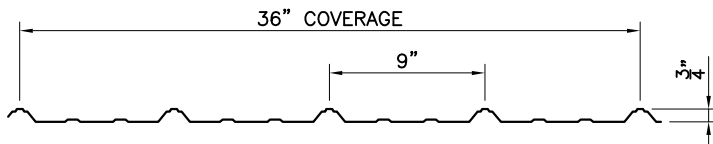
12" BLANK

**109**



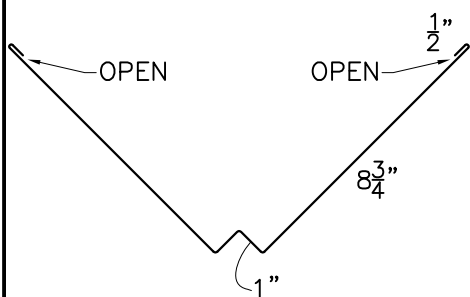
2425 SACKVILLE DR,  
UPPER SACKVILLE, NS  
B4E 3C6  
OFFICE: 902-252-8700

# "CLASSIC RIB" PANEL



**ROOF TRIMS**  
(\* SPECIFY PITCH)

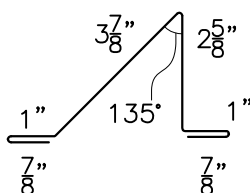
W - VALLEY



20 1/2" BLANK

**110**

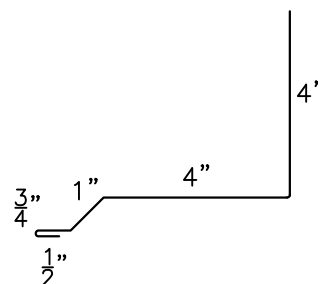
SNOW GUARD



10 1/4" BLANK

**111**

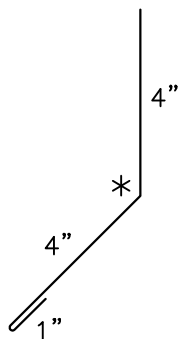
SIDE WALL



10 1/4" BLANK

**112**

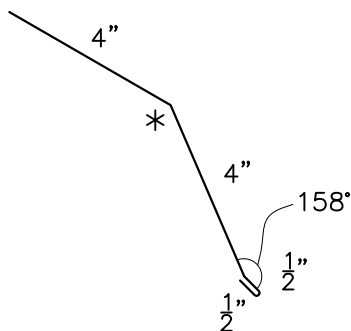
END WALL / SLOPE CHANGE



9" BLANK

**113**

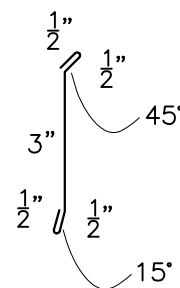
MANSARD ROOF TRANSITION



9" BLANK

**114**

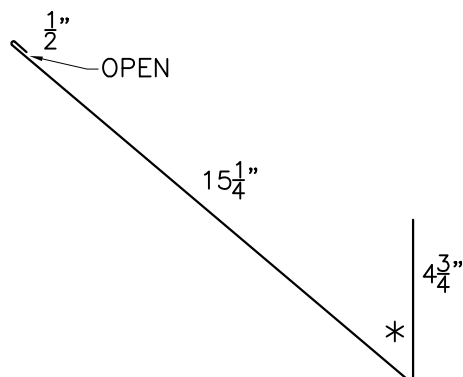
COUNTER FLASHING



5" BLANK

**115**

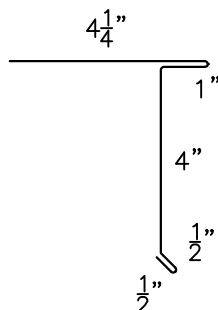
BACK PAN



20 1/2" BLANK

**116**

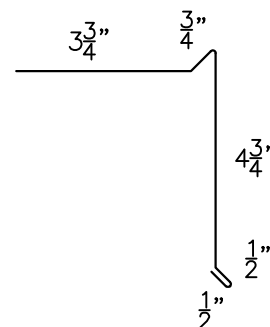
FLAT ROOF STARTER



10 1/4" BLANK

**117**

GRAVEL STOP



10 1/4" BLANK

**118**