
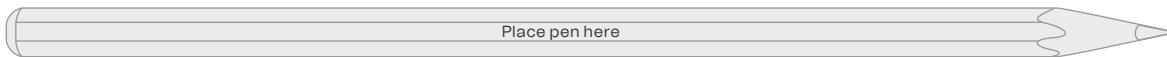




vintage, anthracite, matt



size comparison



Products: concrete skin, öko skin, formparts sharp edge

Width: max. 51 37/64"

Length: max. 196 27/32"

Thickness: 33/64"

Weight: ~ 30 kg/m²

Fastening: rivets, screws (on wooden supporting structure)*, adhesive, undercut anchor, öko skin hidden fix (only for öko skin), plug & play (only for formparts)


Colors: anthracite, liquid black, terra, walnut, ebony, oxide red, burgundy, merlot



Surface: matt

Price: €€€

Scale 1:1




The natural imperfection and visual irregularity of the vintage panels give the facade a unique appearance and above all individuality, since no slab is like any other.

* For visible attachment using screws on a wooden supporting structure, no approval is available. The relevant country-specific regulations must be adhered to. Additionally, the technical foundations for the attachment must be followed.

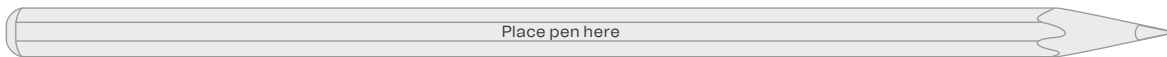
For more information, go to:
www.rieder.cc/textures



slate, anthracite, ferro soft




size comparison



Product: concrete skin
Width: max. 59 29/64"
Length: max. 196 27/32"

Thickness: 33/64" + 5/64"
Weight: 30 - 35 kg/m²
Fastening: undercut anchor recommended

Color collections: greyscale, pietra, timber, bricky




Surface: ferro soft
Price: €€€

Scale 1:1




The appearance of the texture is based on slate slabs and their natural layers. A unique light refraction occurs at the edges of the rock layers, causing them to stand out to varying degrees depending on the angle the light hits. Since light conditions change over the course of the day, the facade with this texture has a different appearance depending on the time of day. This gives the building a vibrant and natural look. Like an image of nature, the facade blends harmoniously into its surroundings.

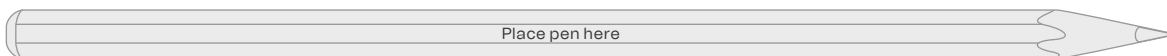
For more information, go to:
www.rieder.cc/textures



lumber, terra, ferro




size comparison



Product: concrete skin
Width: max. 59 29/64"
Length: max. 196 27/32"

Thickness: 33/64" + 1/8"
Weight: ~ 35 kg/m²
Fixing: undercut anchor recommended

Color collections: greyscale, pietra, timber, bricky



Surface: ferro
Price: €€€

Scale 1:1



lumber is based on an authentic natural look. A homogeneous wood grain lends the building envelope a strong depth effect. Similar to wood, the facade panels have a multi-layered effect, but unlike wood, they do not require additional weather protection.

The alignment of the texture lines runs from bottom to top when a format plate is aligned vertically and from left to right when it is aligned horizontally.

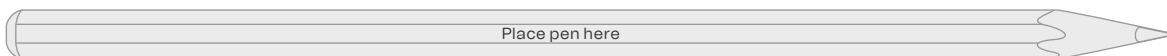
For more information, go to:
www.rieder.cc/textures



glossy, silvergrey, solo



size
comparison



Product: concrete skin - interior only!

Width: max. 59 29/64"


Length: max. 196 27/32"

Thickness: 33/64"

Weight: ~ 30 kg/m²

Fastening: rivets, screws (on wooden supporting structure)*, adhesive, undercut anchor


Color collections: greyscale, pietra, timber, bricky



Surface: solo

Price: €€€

Scale 1:1



The exquisite texture is an interior highlight and an elegant eye-catcher. The shiny surface reflects the light and creates a new space effect. The slabs have a different look depending on how the light falls. This texture particularly emphasises the vivid surface characteristic of concrete with its interplay of colour shades and cloud effects. The natural appearance of the material changes over time, giving each panel a unique look.

* For visible attachment using screws on a wooden supporting structure, no approval is available. The relevant country-specific regulations must be adhered to. Additionally, the technical foundations for the attachment must be followed.

For more information, go to:
www.rieder.cc/textures

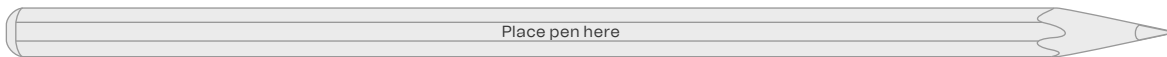
groove ■



groove, silvergrey, ferro light



size comparison



Products: concrete skin, formparts sharp edges

Width: max. 59 29/64"


Length: max. 196 27/32"

Thickness: 33/64" + 5/64"

Weight: 30 - 35 kg/m²

Fastening: undercut anchor recommended

Color collections: greyscale, pietra, timber, bricky



Surface: ferro light, ferro soft

Price: €€€


Scale 1:1




Accentuated lines create a lively relief and set exciting highlights on every facade.

The alignment of the texture lines runs from bottom to top when a format plate is aligned vertically and from left to right when it is aligned horizontally.

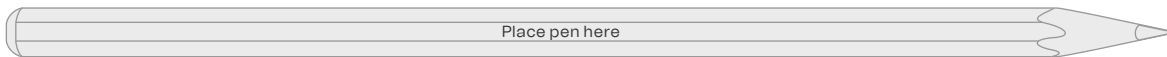
For more information, go to:
www.rieder.cc/textures



twine, chrome, ferro




size comparison



Product: concrete skin
Width: max. 59 29/64"
Length: max. 196 27/32"

Thickness: 33/64" + 5/64"
Weight: 30 - 35 kg/m²
Fastening: undercut anchor recommended

Color collections: greyscale, pietra, timber, bricky



Surface: ferro light, ferro, ferro soft
Price: €€€

Scale 1:1




Irregular lines playfully run across the slabs like ribbons. The combination of straight and angled, partially overlapping lines of different sizes creates an exciting visual effect on the facade. The flow of the lines harmoniously integrates into the overall picture.


The alignment of the texture lines runs from bottom to top when a format plate is aligned vertically and from left to right when it is aligned horizontally.

For more information, go to:
www.rieder.cc/textures

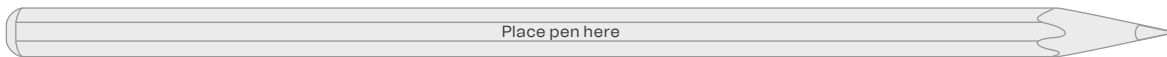
luce silver ■



luce silver, liquid black, ferro



size comparison



Products: concrete skin, formparts round and sharp edges

Width: max. 59 29/64"

Length: max. 196 27/32"

Thickness: 33/64"

Weight: ~ 30 kg/m²

Fastening: rivets, screws (on wooden supporting structure)*, adhesive, undercut anchor, plug & play (only for formparts)

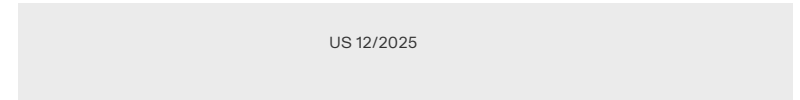
Colors: polar white, silvergrey, anthracite, liquid black



Surface: ferro

Price: €€€

Scale 1:1



The addition of mica gives the facade a glittering, shimmering appearance. Depending on how the sunlight falls, the particles reflect in different ways and create unique effects. This is definitely the texture for individual highlights.


* For visible attachment using screws on a wooden supporting structure, no approval is available. The relevant country-specific regulations must be adhered to. Additionally, the technical foundations for the attachment must be followed.

For more information, go to:
www.rieder.cc/textures

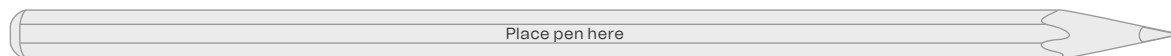
terrazzo black ■



terrazzo black, polar white, ferro plus



size
comparison



Products: concrete skin, formparts sharp edges

Width: max. 51 37/64"

Length: max. 196 27/32"

Thickness: 33/64"

Weight: ~ 30 kg/m²

Fastening: rivets, screws (on wooden supporting structure)*, adhesive, undercut anchor, plug & play (only for formparts)


Colors: polar white, off-white, ivory, silvergrey, sandstone



Surface: ferro plus

Price: €€€

Scale 1:1



The coarse, dark grain gives this slab a individual look. A special surface treatment lends the texture a unique speckled appearance, which forms an exciting contrast, especially with light colours. terrazzo black gives the facade a discreet two-tone effect.

* For visible attachment using screws on a wooden supporting structure, no approval is available. The relevant country-specific regulations must be adhered to. Additionally, the technical foundations for the attachment must be followed.

For more information, go to:
www.rieder.cc/textures

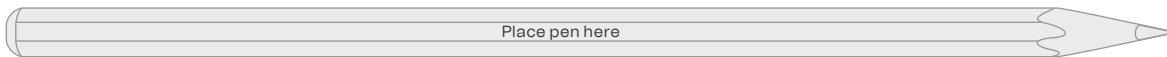
salt'n'pepper ■



salt'n'pepper, polar white, ferro



size comparison



Products: concrete skin, formparts round and sharp edges

Width: max. 59 29/64"


Length: max. 196 27/32"

Thickness: 33/64"

Weight: ~ 30 kg/m²

Fastening: rivets, screws (on wooden supporting structure)*, adhesive, undercut anchor, plug & play (only for formparts)


Colors: polar white, off-white, ivory, silvergrey, cotton, vanilla, sandstone



Surface: ferro, ferro plus

Price: €€€

Scale 1:1



A small, dark grain that adds zest to the facade. The contrast of the two-tone slabs varies according to the colour of the concrete.

* For visible attachment using screws on a wooden supporting structure, no approval is available. The relevant country-specific regulations must be adhered to. Additionally, the technical foundations for the attachment must be followed.

For more information, go to:
www.rieder.cc/textures