


SLIDERS

OPTIGLIDE PERIMETER FRAME FOR SLIDING AND FIXED PANEL




This is perimeter frame for sliding and fixed panel on the OptiGlide sliding door systems. The U-channel is 14x20 mm and 95" long - good for 10mm glass. It comes in Matte Black finish.

OPTIGLIDE PERIMETER FRAME FOR SLIDING AND FIXED PANEL



This is perimeter frame for sliding and fixed panel on the OptiGlide sliding door systems. The U-channel is 17x20 mm and 95" long - good for 12.7mm glass. It comes in Matte Black finish.

OPTIGLIDE BOTTOM GUIDE FOR SLIDING DOORS



This bottom guide is used for OptiGlide sliding systems. It comes with Spacer for use with Flat Frame. It comes in Matte Black finish.

OPTIGLIDE INTERNAL GRID FOR SLIDING DOORS



This is internal grid used for OptiGlide sliding systems with grid. Profile is 20x2 mm and 95" long. It comes in Matte Black finish.

SLIDERS

OPTIGLIDE SINGLE SLIDING DOOR KIT WITH SOFTBREAK

OptiGlide is a premium sliding door system that can be installed, wall mount or ceiling mount.

It can also be installed with a grid system for more elegant look. (Grids to be purchased separately)

They come with or without a sidelite and the Softbrake system.

Glass and door pulls are not included in the kit.



Minimum sliding panel width of 30-7/8" (785 mm) for control in a single direction; 42-1/2" (1080 mm) for control in both directions.

- Use with 3/8" To 1/2" (10 To 12 mm) Monolithic Tempered Glass
- Accommodate door up to 330 Pounds (150 kg)
- Rollers Have Up to 1/4" (6 mm) of Vertical Adjustment for alignment
- Track Length 118" (3 m)
- Grid system sold separately

Matte Black



Satin Anodized



SLIDERS

OPTIGLIDE SINGLE SLIDING DOOR & FIXED PANEL KIT WITH SOFTBREAK

OptiGlide is a premium sliding door system that can be installed, wall mount or ceiling mount.

It can also be installed with a grid system for more elegant look. (Grids to be purchased separately)

They come with or without a sidelite and the softbrake system.

Glass and door pulls are not included in the kit.

Minimum sliding panel width of 30-7/8" (785 mm) for control in a single direction; 42-1/2" (1080 mm) for control in both directions.

- Use with 3/8" To 1/2" (10 To 12 mm) Monolithic Tempered Glass
- Accommodate door up to 330 Pounds (150 kg)
- Rollers Have Up to 1/4" (6 mm) of Vertical Adjustment for alignment
- Track Length 118" (3 m)
- Grid system sold separately

Matte Black



Satin Anodized



SLIDERS

MODERN SINGLE DOOR WALL MOUNT SLIDER

This Wall Mount Single Slider Kit has almost everything you'd need for installation (except the glass panel).

This kit is ideal for any application where you are attaching a single sliding door in an 'all-glass' opening with a wall next to the door, a transom above it, and a fixed glass panel on the other side. Features improved anti-lift design. 316 Stainless Steel.



- Matte Black
- Brushed Stainless
- Polished Stainless
- Satin Brass

MODERN SINGLE DOOR GLASS MOUNT SLIDER

This Glass Mount Single Slider Kit has almost everything you'd need for installation (except the glass panel and spanner wrench).

This kit is ideal for any application where you are attaching a single sliding door in an 'all-glass' opening with a wall next to the door, a transom above it, and a fixed glass panel on the other side.



- Matte Black
- Brushed Stainless
- Polished Stainless
- Satin Brass

SLIDERS

COMMERCIAL ECONOMY SLIDER WITH SOFT SHUT

This Sliding Door Kits can be installed on wall mount or ceiling mount.

They are also available with or without the sidelite, or with or without the “Soft Shut” braking system.

Everything required for installation is included in the kit, except for the glass panels and pull hardware.

- Accommodates 3/8" and 1/2" Glass
- Max door weight 190 lbs
- Track comes standard 118 inches long

