

# FEELINGS



## Active Reading Guide:

Use the following worksheets before, during, and after reading 'Feelings' to deepen your understanding of the book.

Before Reading:

Making Predictions

During Reading:

Making Inferences

Read, Relate, Respond

After Reading:

Plot Diagram

Write an Epilogue



# FEELINGS

Before Reading

## Making Predictions:

Read the first page of 'Feelings.' Then, use what you have just read, the front cover illustration, and the back cover blurb to make some predictions about what you think will happen in the story.

My Predictions



# FEELINGS

During Reading

## Make an Inference:

Select a quote or piece of text from 'Feelings.'

Use text clues, plus your own background knowledge, to make an inference about your chosen text.

Quote or Piece of Text

Text Clues

Background Knowledge

+

Inference





# FEELINGS

During Reading

Make a **connection** with the book.

This could be connecting 'Feelings' with something you have read before, seen in the news or in history, or experienced in your own life.

Share any **opinions or thoughts** you have about characters, plot points, or your general feelings about the book.

## Read, Relate, Respond (directions)

Share any new information that is revealed about a character. How does this deepen your understanding of how this **character develops** throughout the course of the book?

Write down any **new vocabulary** that you didn't fully understand along with a definition.





# FEELINGS

During Reading

## Read, Relate, Respond (Writing Pages)

Make a Connection

Character Development

Opinions or Thoughts

New Vocabulary



# FEELINGS

During Reading

## Read, Relate, Respond (Writing Pages continued)

Make a Connection

---

---

---

---

---

---

---

---

---

---

Character Development

---

---

---

---

---

---

---

---

---

---

Opinions or Thoughts

---

---

---

---

---

---

---

---

---

---

New Vocabulary

---

---

---

---

---

---

---

---


---

---



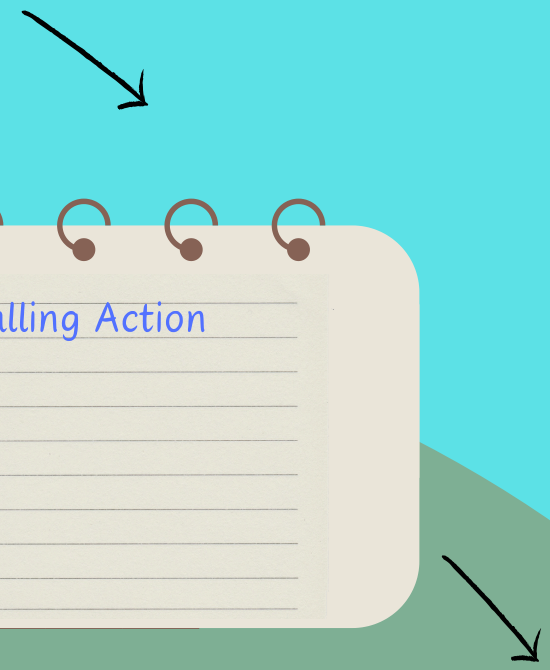
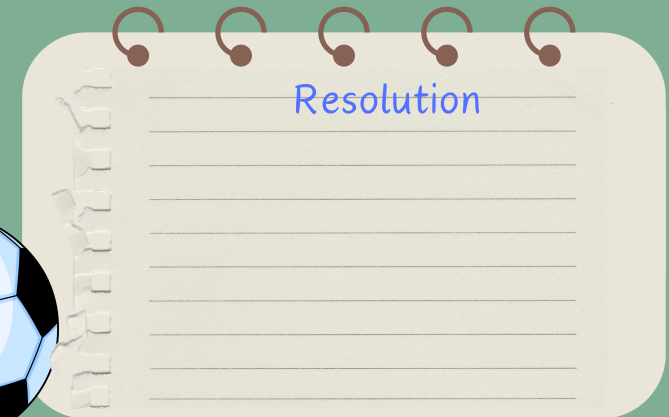
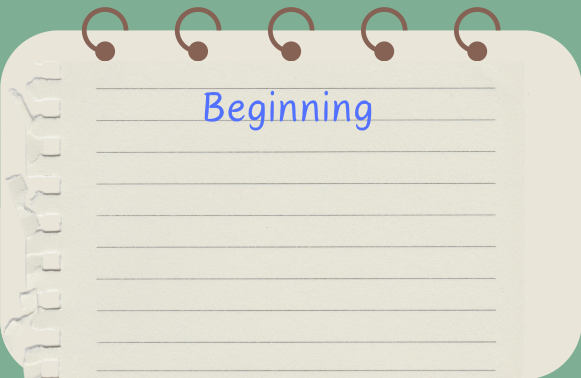
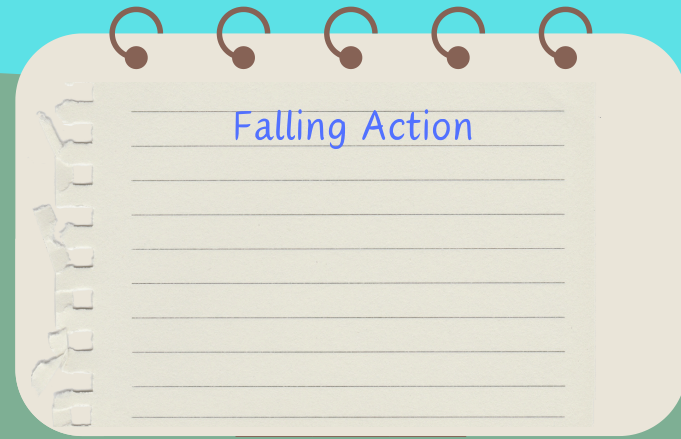
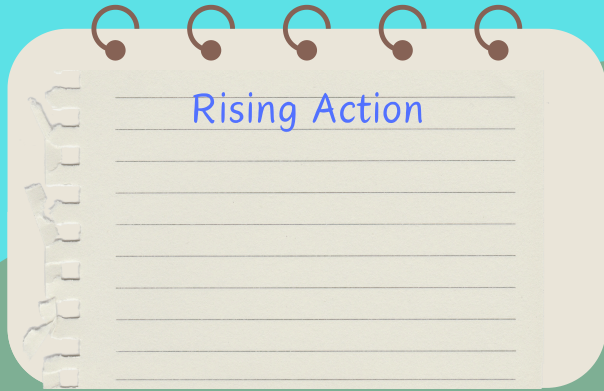


# FEELINGS



## Plot Diagram:

Use the plot diagram to map the events of 'Feelings.'



# FEELINGS

After Reading

## Write an Epilogue:

An epilogue is found after the final chapter of a book and takes place in the future, after the main plot has ended. It can reveal the fates of the characters, wrap up loose ends, or answer any questions the reader may have. Write your own epilogue of 'Feelings!'



A large, lined writing area on a piece of paper with a torn left edge and five binder rings at the top. The paper is set against a teal background.






# FEELINGS

After Reading

## Write an Epilogue: (...continued)

An epilogue is found after the final chapter of a book and takes place in the future, after the main plot has ended. It can reveal the fates of the characters, wrap up loose ends, or answer any questions the reader may have. Write your own epilogue of 'Feelings!'



A large, lined writing area on a piece of paper with a torn left edge and five binder rings at the top. The paper is set against a teal background.

