TMS
DYNAMICS

The System Behind the Fleet

tmsdynamics.com

Built for SideTipper Fleet Control

Running a side tipper fleet means managing hundreds of moving parts at once trucks, drivers, loads, fuel, compliance, and cash flow. Most fleet owners aren't short on data. They're short on knowing it in time.

TMS Dynamics is purpose-built for side tipper operations, not a generic platform adapted for tippers. AI-powered round trip calculations reduce empty kilometres, optimise unplanned routes, and expose diesel inefficiencies before they compound giving operators measurable improvement across fuel costs, standing times, and income per truck.

Planning, Execution and Data Capture

The Plan and the Ground, Working Together

Every trip begins with a plan, but profitability depends on how closely reality follows it. TMS Dynamics takes micro management out of the equation so the user can focus on the value added functions within the business.

DIESEL REDUCTION USAGE

Up To
10%

ACTIVE TRUCKS

5000+

CUSTOMER SATISFACTION RATE

99%

No job planning notifications

A truck never sits idle without someone knowing why

Cross border offline support for tablets

The system keeps working, even without signal

Advanced and proactive production planning

Jobs planned ahead, not reacted to

Integrated summaries with live data from Tablets and Manual inputs.

One system, whether the data comes from the truck or the office

Build in system validations to minimize errors

Fewer errors reach an invoice

Structures vetting processes

Every job checked before it becomes a problem

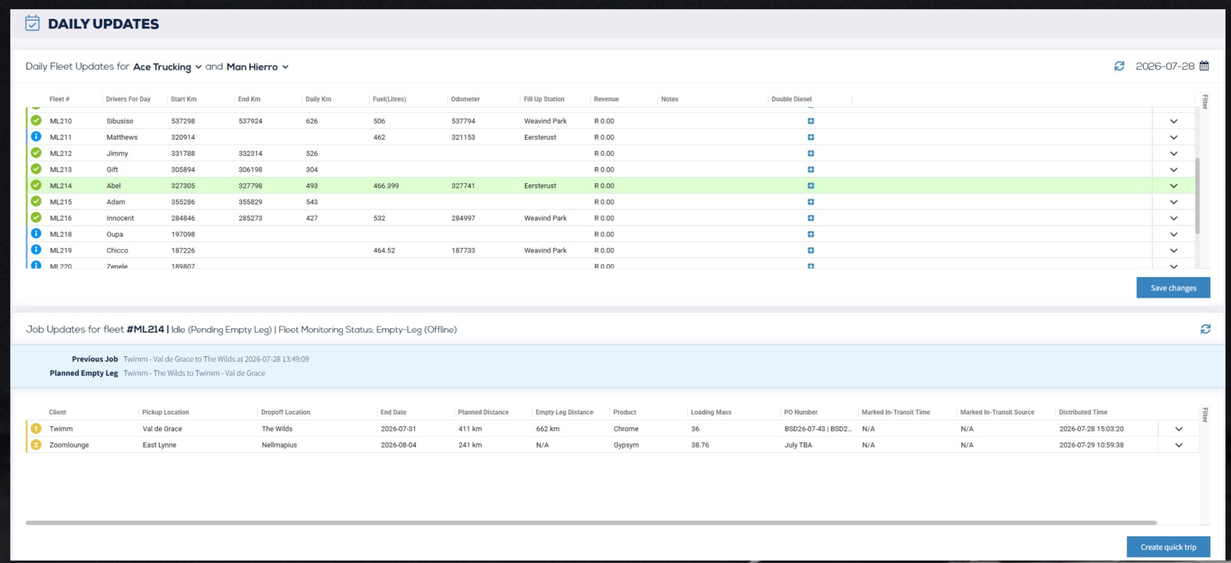



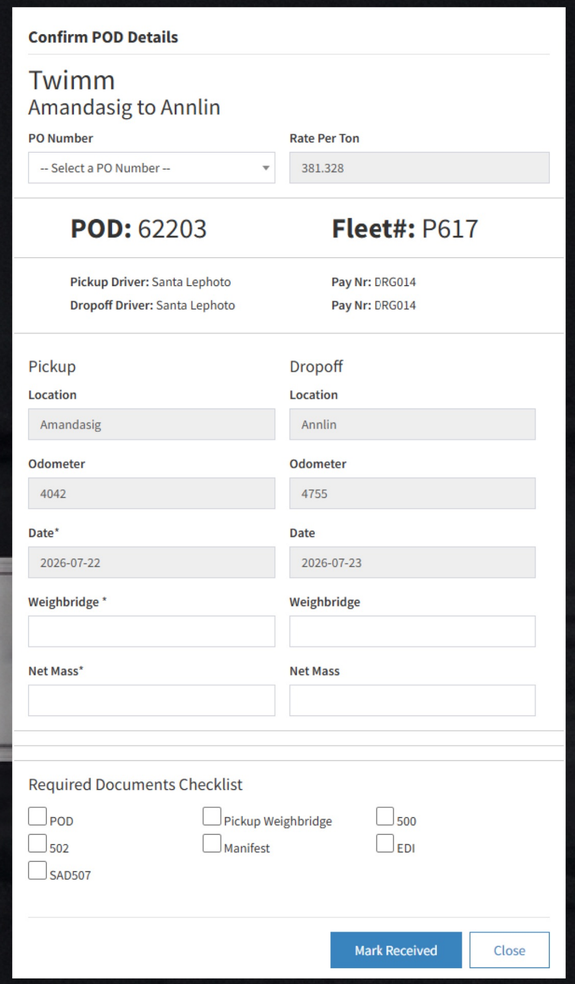

Subcontractor, Finance, Revenue and Reporting

One System, Every Number

Subcontractors, invoicing, and reporting brought into a single operational view no separate spreadsheets, no separate chase.

Finance system reconciliation

TMS and financial systems will always be in sync

Revenue optimisation functions

See exactly where the margin is being made or lost

Driver payment automation

Driver payments calculated automatically from operational data

Full subbie integration

Subcontracted trucks brought into the same operational view as your own fleet same tracking, same checks, no exceptions

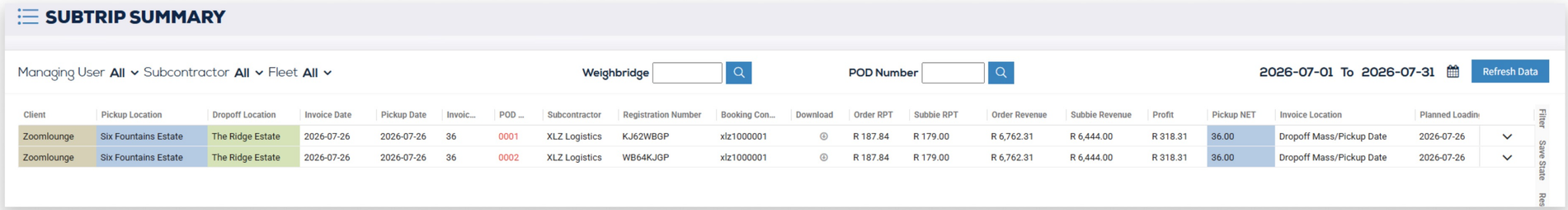

SUBTRIP SUMMARY

Managing User All · Subcontractor All · Fleet All · Weighbridge · POD Number · 2026-07-01 To 2026-07-31 · Refresh Data

Client	Pickup Location	Dropoff Location	Invoice Date	Pickup Date	Invoic...	POD ...	Subcontractor	Registration Number	Booking Con...	Download	Order RPT	Subbie RPT	Order Revenue	Subbie Revenue	Profit	Pickup NET	Invoice Location	Planned Loadin
Zoomlounge	Six Fountains Estate	The Ridge Estate	2026-07-26	2026-07-26	36	0001	XLZ Logistics	KJ62WBGP	xlz1000001		R 187.84	R 179.00	R 6,762.31	R 6,444.00	R 318.31	36.00	Dropoff Mass/Pickup Date	2026-07-26
Zoomlounge	Six Fountains Estate	The Ridge Estate	2026-07-26	2026-07-26	36	0002	XLZ Logistics	WB64KJGP	xlz1000001		R 187.84	R 179.00	R 6,762.31	R 6,444.00	R 318.31	36.00	Dropoff Mass/Pickup Date	2026-07-26

Numerous intelligent BI reporting

(per-company revenue/diesel/GVM summary)

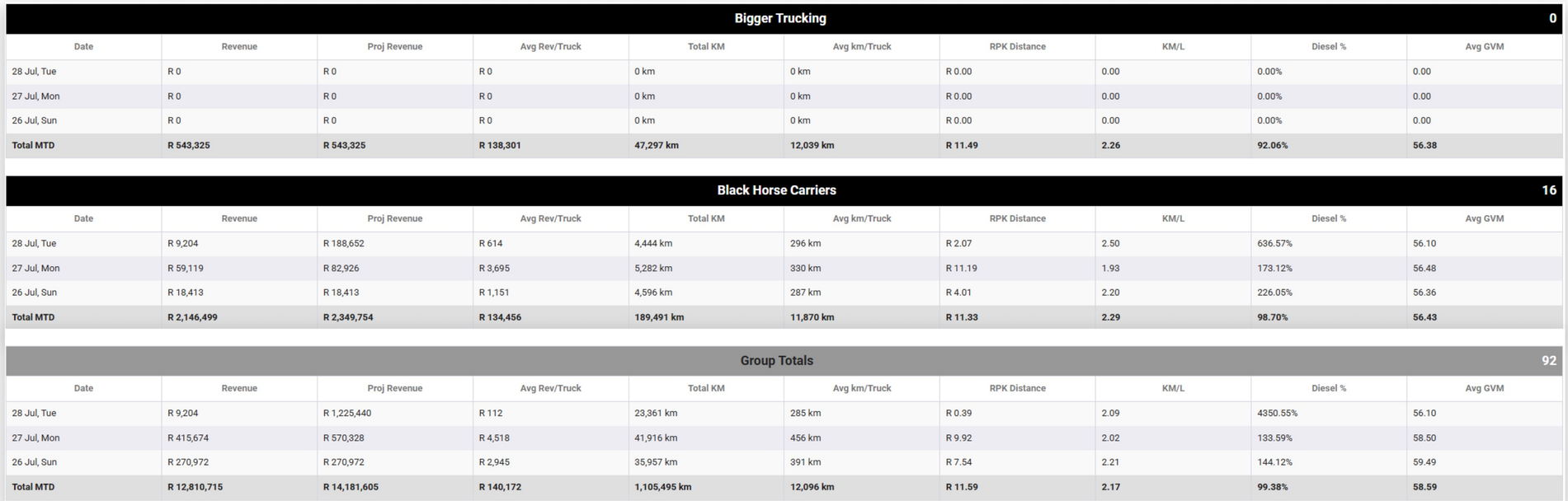

Bigger Trucking 0

Date	Revenue	Proj Revenue	Avg Rev/Truck	Total KM	Avg km/Truck	RPK Distance	KM/L	Diesel %	Avg GVM
28 Jul, Tue	R 0	R 0	R 0	0 km	0 km	R 0.00	0.00	0.00%	0.00
27 Jul, Mon	R 0	R 0	R 0	0 km	0 km	R 0.00	0.00	0.00%	0.00
26 Jul, Sun	R 0	R 0	R 0	0 km	0 km	R 0.00	0.00	0.00%	0.00
Total MTD	**R 543,325**	**R 543,325**	**R 138,301**	**47,297 km**	**12,039 km**	**R 11.49**	**2.26**	**92.06%**	**56.38**

Black Horse Carriers 16

Date	Revenue	Proj Revenue	Avg Rev/Truck	Total KM	Avg km/Truck	RPK Distance	KM/L	Diesel %	Avg GVM
28 Jul, Tue	R 9,204	R 188,652	R 614	4,444 km	296 km	R 2.07	2.50	636.57%	56.10
27 Jul, Mon	R 59,119	R 82,926	R 3,695	5,282 km	330 km	R 11.19	1.93	173.12%	56.48
26 Jul, Sun	R 18,413	R 18,413	R 1,151	4,596 km	287 km	R 4.01	2.20	226.05%	56.36
Total MTD	**R 2,146,499**	**R 2,349,754**	**R 134,456**	**189,491 km**	**11,870 km**	**R 11.33**	**2.29**	**98.70%**	**56.43**

Group Totals 92

Date	Revenue	Proj Revenue	Avg Rev/Truck	Total KM	Avg km/Truck	RPK Distance	KM/L	Diesel %	Avg GVM
28 Jul, Tue	R 9,204	R 1,225,440	R 112	23,361 km	285 km	R 0.39	2.09	4350.55%	56.10
27 Jul, Mon	R 415,674	R 570,328	R 4,518	41,916 km	456 km	R 9.92	2.02	133.59%	58.50
26 Jul, Sun	R 270,972	R 270,972	R 2,945	35,957 km	391 km	R 7.54	2.21	144.12%	59.49
Total MTD	**R 12,810,715**	**R 14,181,605**	**R 140,172**	**1,105,495 km**	**12,096 km**	**R 11.59**	**2.17**	**99.38%**	**58.59**

Live invoice and credit exports

Billing that moves as fast as the work does

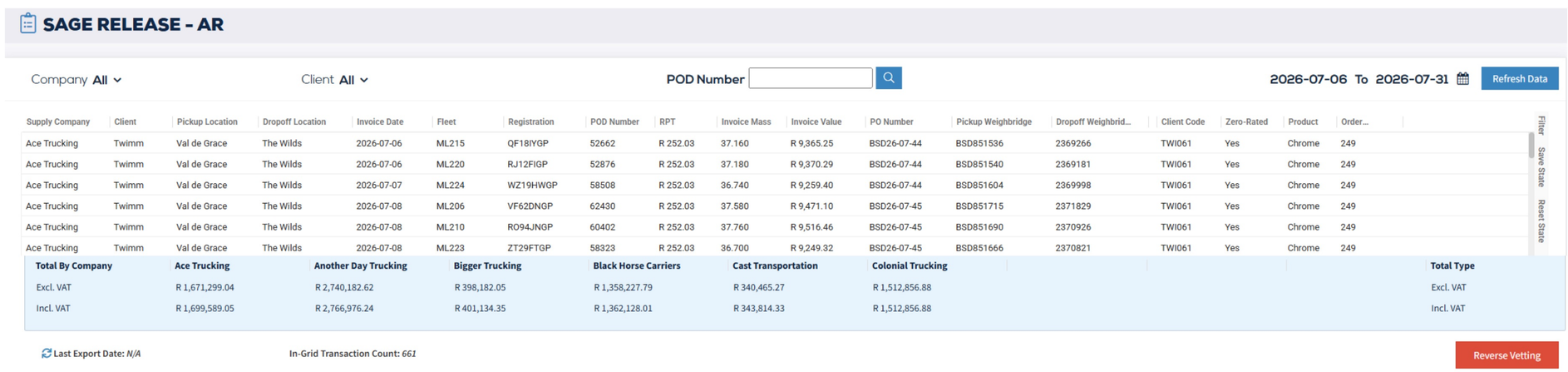

SAGE RELEASE - AR

Company All · Client All · POD Number · 2026-07-06 To 2026-07-31 · Refresh Data

Supply Company	Client	Pickup Location	Dropoff Location	Invoice Date	Fleet	Registration	POD Number	RPT	Invoice Mass	Invoice Value	PO Number	Pickup Weighbridge	Dropoff Weighbrid...	Client Code	Zero-Rated	Product	Order...
Ace Trucking	Twimm	Val de Grace	The Wilds	2026-07-06	ML215	QF18IYGP	52662	R 252.03	37.160	R 9,365.25	BSD26-07-44	BSD851536	2369266	TWI061	Yes	Chrome	249
Ace Trucking	Twimm	Val de Grace	The Wilds	2026-07-06	ML220	RJ12FIGP	52876	R 252.03	37.180	R 9,370.29	BSD26-07-44	BSD851540	2369181	TWI061	Yes	Chrome	249
Ace Trucking	Twimm	Val de Grace	The Wilds	2026-07-07	ML224	WZ19HWGP	58508	R 252.03	36.740	R 9,259.40	BSD26-07-44	BSD851604	2369998	TWI061	Yes	Chrome	249
Ace Trucking	Twimm	Val de Grace	The Wilds	2026-07-08	ML206	VF62DNGP	62430	R 252.03	37.580	R 9,471.10	BSD26-07-45	BSD851715	2371829	TWI061	Yes	Chrome	249
Ace Trucking	Twimm	Val de Grace	The Wilds	2026-07-08	ML210	RO94JNGP	60402	R 252.03	37.760	R 9,516.46	BSD26-07-45	BSD851690	2370926	TWI061	Yes	Chrome	249
Ace Trucking	Twimm	Val de Grace	The Wilds	2026-07-08	ML223	ZT29FTGP	58323	R 252.03	36.700	R 9,249.32	BSD26-07-45	BSD851666	2370821	TWI061	Yes	Chrome	249

Total By Company	Ace Trucking	Another Day Trucking	Bigger Trucking	Black Horse Carriers	Cast Transportation	Colonial Trucking	Total Type
Excl. VAT	R 1,671,299.04	R 2,740,182.62	R 398,182.05	R 1,358,227.79	R 340,465.27	R 1,512,856.88	Excl. VAT
Incl. VAT	R 1,699,589.05	R 2,766,976.24	R 401,134.35	R 1,362,128.01	R 343,814.33	R 1,512,856.88	Incl. VAT

Last Export Date: *N/A* · In-Grid Transaction Count: *661* · Reverse Vetting

Fleet Efficiency, Route Optimisation and Cost Saving

Every Kilometre Accounted For

Every litre and every kilometre tracked against the trip it was meant for so wastage shows up today, not in next month's fuel bill.

Pre-approved fuel stops

Eliminate unauthorised fuel stops and unnecessary detours

Reduction in diesel usage by up to 10%

Wastage exposed instead of written off as the cost of doing business

AI optimisation to enhance fleet efficiency

AI is used to detect live off status incidents so real-time action can be taken

Route Optimisation

(Empty Leg and Order Route Management)

Routes and loads are optimised by the system to reduce wastage and ineffiency

Planned vs. travelled KM comparisons

The route as planned, and the route as driven

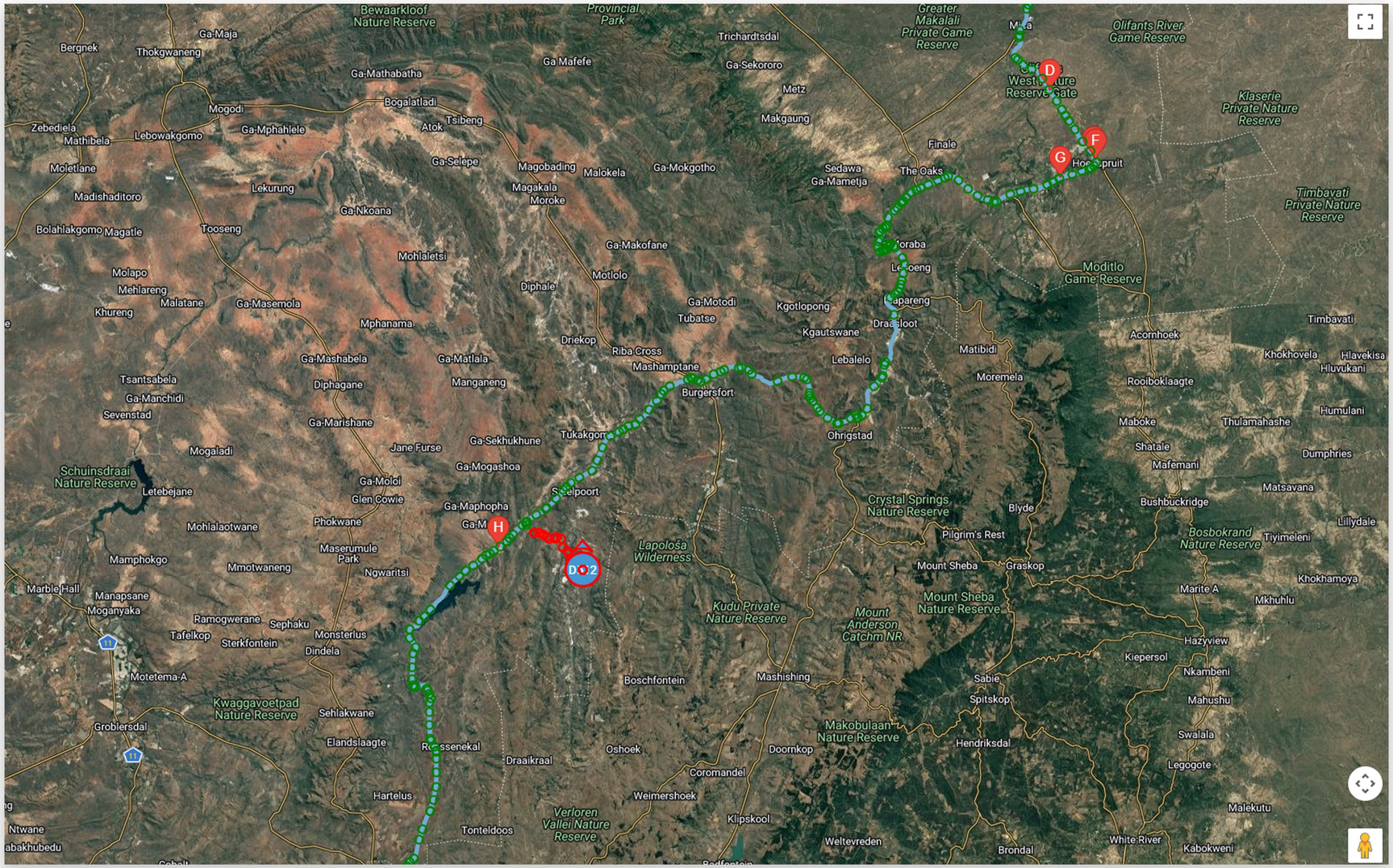

Reduction of empty KM traveled

Wasted distance surfaces immediately, not buried in a fuel bill at month-end

TRIP SUMMARY

Company **Ace Trucking** Controller **All** Fleet **All** POD Number Weighbridge 2026-07-01 To 2026-07-31

Client	Pickup Loc...	Dropoff Location	POD Number	Fleet Number	Pickup ...	Dropoff ...	Revenue	Invoice Mass	Rate Per Ton	Local Ass...	Total Km (Actual)	Total Km (Plan...	Pickup GVM	Pickup TAR	Pickup NET	Dropoff GVM	Dropoff TAR	Dropoff NET	Lost Mass	Invoice Location
Rooxo	Villieria	Riviera	53883	ML202	DRG298	DRG298	R 10,809.96	37.16	R 290.90	R 405.00	1,415 km	942 km	56.06	18.72	37.34	55.80	18.64	37.16	-0.18	Dropoff Mass/Pic
Rooxo	Villieria	Riviera	53885	ML202	DRG298	DRG298	R 10,885.59	37.42	R 290.90	R 0.00	978 km	942 km	56.36	18.86	37.50	56.16	18.74	37.42	-0.08	Dropoff Mass/Pic
Rooxo	Villieria	Wonderboom South	53886	ML202	DRG298	DRG298	R 6,592.73	37.48	R 175.90	R 0.00	682 km	589 km	56.48	18.88	37.60	56.26	18.78	37.48	-0.12	Dropoff Mass/Pic
Twimm	Watloo	The Wilds	53887	ML202	DRG298	DRG298	R 19,029.21	37.20	R 511.54	R 0.00	1,253 km	1,188 km	56.25	19.05	37.20	56.20	18.72	37.48	0.28	Pickup Mass/Pick
Rooxo	Villieria	Riviera	53888	ML202	DRG298	DRG298	R 10,984.50	37.76	R 290.90	R 0.00	904 km	872 km	56.62	18.80	37.82	56.52	18.76	37.76	-0.06	Dropoff Mass/Pic
Twimm	Val de Grace	The Wilds	53889	ML202	DRG298	DRG298	R 9,440.86	37.46	R 252.03	R 0.00	912 km	880 km	56.44	18.98	37.46	56.44	18.98	37.46	0.00	Pickup Mass/Pick
Rooxo	Villieria	Riviera	53890	ML202	DRG298	DRG298	R 10,932.13	37.58	R 290.90	R 0.00	917 km	872 km	56.62	18.86	37.76	56.34	18.76	37.58	-0.18	Dropoff Mass/Pic
Twimm	Val de Grace	The Wilds	53891	ML202	DRG298	DRG298	R 9,400.53	37.30	R 252.03	R 0.00	417 km	411 km	56.22	18.92	37.30	56.22	18.92	37.30	0.00	Pickup Mass/Pick
Zoomlounge	Shere	Six Fountains Estate	58930	ML203	DRG043	DRG043	R 15,690.72	32.58	R 481.61	R 0.00	1,152 km	1,137 km	49.44	16.86	32.58	49.44	16.86	32.58	0.00	Dropoff Mass/Pic

Number of Tri...	Total Type	Trip Load Bonus	Revenue	Invoice Mass	Rate Per Ton	Local Ass...	Total Km (Actual)	Total Km (Plan...	Pickup GVM	Pickup TAR	Pickup NET	Dropoff GVM	Dropoff TAR	Dropoff NET	Lo
	Average	R 2,134.52	R 12,016	36.98	R 326.49	R 163.56	970 km	915 km	55.70	18.68	37.02	55.49	18.59	36.90	-0.
221	Sum	R 471,730.00	R 2,655,493	8,172.56		R 36,147.00	214,334 km	202,119 km	12,310.11	4,129.09	8,181.02	12,264.16	4,108.73	8,155.43	-2

Filter Save State Reset State

Driver Payments and Driver Management

The People Behind Every Load

Greater control over drivers and their pay, tracked straight from the truck itself without adding unnecessary complexity.

Speed violations tracking

Accountability built into every trip

Load bonus calculations

Incentives calculated automatically, not by hand

Driver changeover management

A clean handover, every time, no lost history

Driver transgressions management

Issues tracked and addressed, never forgotten

Wages with live metrics looking at driver load details

Pay tied directly to the work done

DRIVER SUMMARY

Company All Controller All Driver All 2026-06-26 To

							Trip Data		Diesel Data	Wage Breakdown						
Driver	Employee Number	Division	Current Controller	Fleet	Daily Km Total	Driving Hours	Full Trips	Partial Trips	Fuel Consumption	Active Days	Off Days	Leave Days	Other Days	Subsistence	Load Bonus	Load Bonus Value
Mlindeleni	DRG043	Ace Trucking	Man Hierro	ML203	13999	254.53	12	0	2.29	25	5	0	0	25	12	28650
Abel Msimanga	DRG092	Ace Trucking	Man Hierro	ML214|DLX02	9365	170.27	9	0	2.28	23	7	0	0	22	9	17600
Sibusiso Shaya	DRG095	Ace Trucking	Man Hierro	ML216	6434	116.98	6	0	2.27	14	16	0	0	13	6	8050
Xolani Mahlalela	DRG107	Ace Trucking	Man Hierro	ML224	12505	227.36	12	0	2.27	30	0	0	0	30	12	23300
Chicco Makhathini	DRG137	Ace Trucking	Man Hierro	ML219	11540	209.82	11	0	2.42	27	3	0	0	27	11	20800
Shadrack-naidoo Zulu	DRG161	Ace Trucking	Man Hierro							24	6	0	0	0		
Frans Mofokeng	DRG169	Ace Trucking	Man Hierro	ML222	7707	140.13	7	0	2.29	20	10	0	0	19	7	11450
Zenele Mampuru	DRG219	Ace Trucking	Man Hierro	ML220|ML224	6300	114.55	6	0	2.15	14	16	0	0	13	6	12900
Somka Motseo	DRG238	Ace Trucking	Man Hierro	DLX09	11837	215.22	13	0	2.22	25	5	0	0	24	13	20650
Jimmy Kumalo	DRG248	Ace Trucking	Man Hierro	ML207|ML212	10314	187.53	9	0	2.34	24	6	0	0	23	9	21570
Gift Monnanyana	DRG251	Ace Trucking	Man Hierro	ML213	11630	211.45	12	0	2.36	26	4	0	0	26	12	24900

Live Operational Control and Visibility

Know What's Happening, Right Now

A system only works if the people running the operation has transparency into their operation. TMS Dynamics gives operators live visibility into every truck, load, and site so your team can act in the moment, not hours after the fact.

Replay live trips on planned trips overlay

See exactly where a trip went, after it's done

Live truck redirection functionality

Change a route mid-trip without a single phone call

Off-Route live notifications

Know the moment a truck leaves its planned path

ETA Live tracking support

Delivery times you can rely on

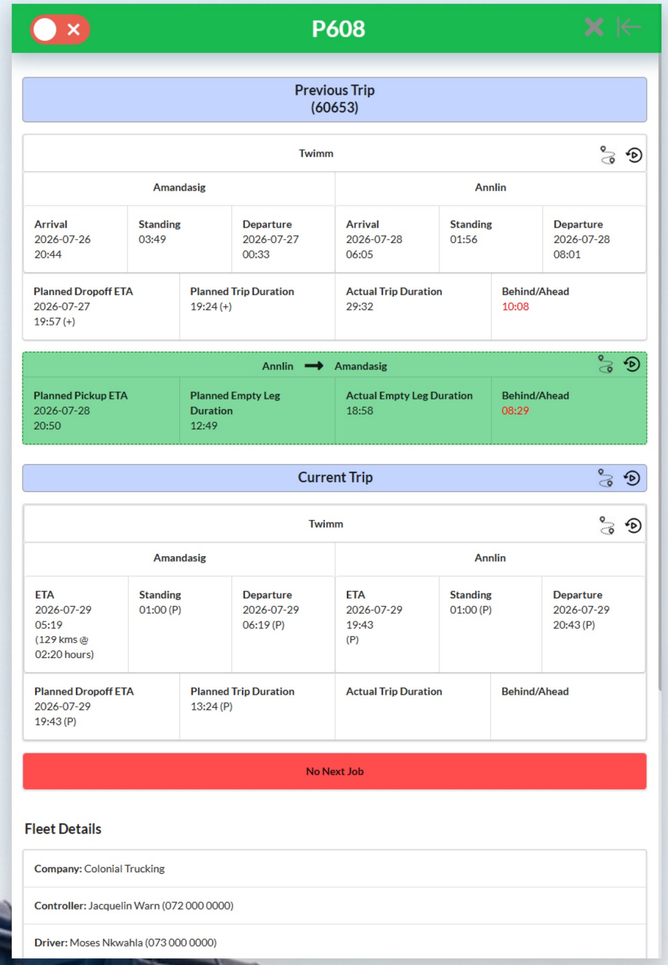

Site, order and client live view

Every job visible in one place, as it happens

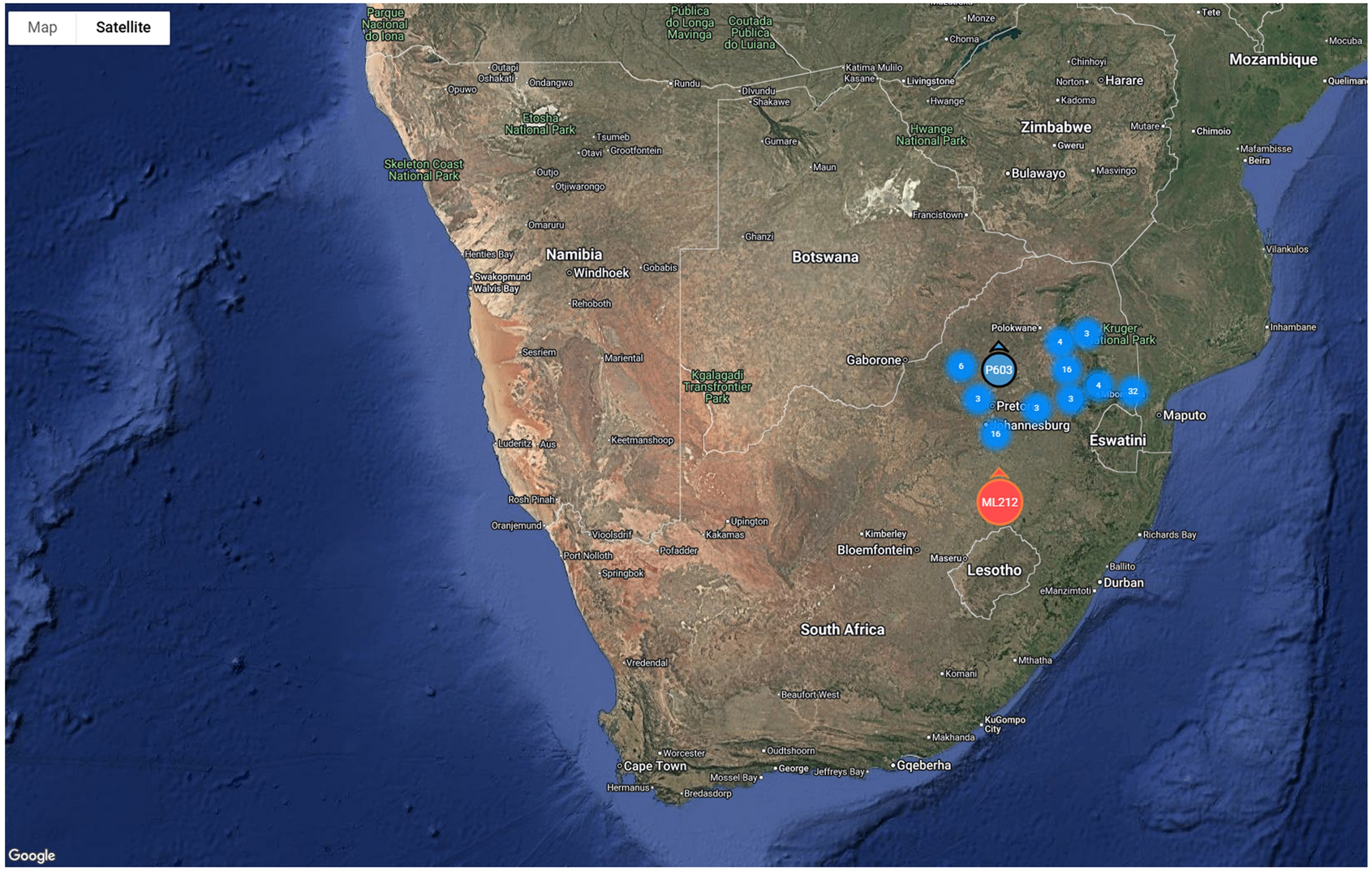

Live standing time management

See the moment a truck overshoots an agreed standing time, and act on it before it costs you

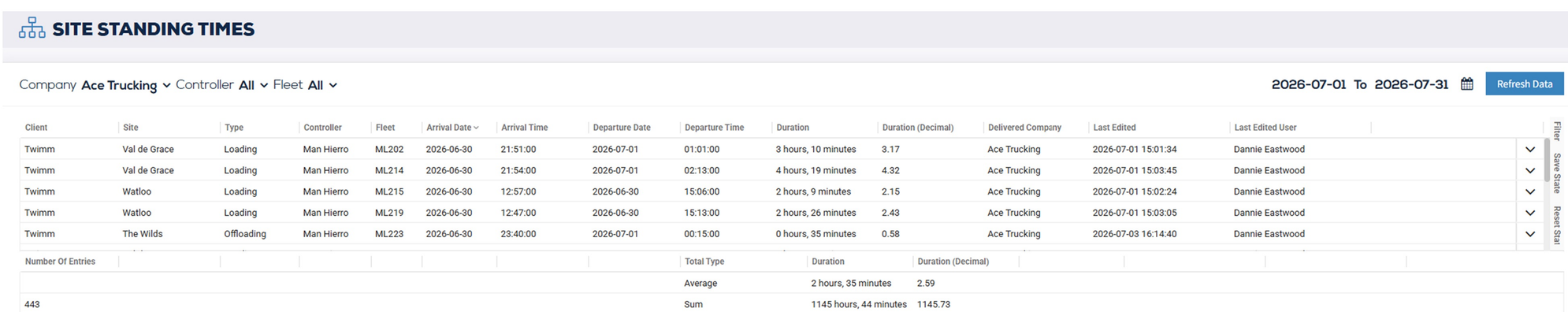

SITE STANDING TIMES

Company Ace Trucking Controller All Fleet All 2026-07-01 To 2026-07-31 Refresh Data

Client	Site	Type	Controller	Fleet	Arrival Date	Arrival Time	Departure Date	Departure Time	Duration	Duration (Decimal)	Delivered Company	Last Edited	Last Edited User
Twimm	Val de Grace	Loading	Man Hierro	ML202	2026-06-30	21:51:00	2026-07-01	01:01:00	3 hours, 10 minutes	3.17	Ace Trucking	2026-07-01 15:01:34	Dannie Eastwood
Twimm	Val de Grace	Loading	Man Hierro	ML214	2026-06-30	21:54:00	2026-07-01	02:13:00	4 hours, 19 minutes	4.32	Ace Trucking	2026-07-01 15:03:45	Dannie Eastwood
Twimm	Watloo	Loading	Man Hierro	ML215	2026-06-30	12:57:00	2026-06-30	15:06:00	2 hours, 9 minutes	2.15	Ace Trucking	2026-07-01 15:02:24	Dannie Eastwood
Twimm	Watloo	Loading	Man Hierro	ML219	2026-06-30	12:47:00	2026-06-30	15:13:00	2 hours, 26 minutes	2.43	Ace Trucking	2026-07-01 15:03:05	Dannie Eastwood
Twimm	The Wilds	Offloading	Man Hierro	ML223	2026-06-30	23:40:00	2026-07-01	00:15:00	0 hours, 35 minutes	0.58	Ace Trucking	2026-07-03 16:14:40	Dannie Eastwood

Number Of Entries	Total Type	Duration	Duration (Decimal)
	Average	2 hours, 35 minutes	2.59
443	Sum	1145 hours, 44 minutes	1145.73

Maintenance, Compliance and Asset Control

Nothing Slips Through

Compliance and asset control that's already handled, not something you catch up on after the fact.

PBS Support

Heavy-vehicle compliance metrics tracked separately, exactly as the law requires

RTMS Compliance

Pre-built automated reports designed around RTMS requirements, reporting ready when you need it

Structured system access based on user roles and responsibilities

The right people see the right information, nothing more

Service planning and history

Services and inspections scheduled against every truck, so it goes down for planned maintenance, not because nobody saw it coming

FLEET SERVICE HISTORY

Company **All** Controller **All** Fleet **All** 2026-07-01 To 2026-07-31

Company	Controller	Fleet	Service Type	Service Date	Service O...	Service Interval...	Over/Under Run	Service Done At	Trailer Serviced	Leader T...	Follower Trai...	Break Light Test Done	Download Service D...	Notes	Created Time
Ace Trucking	Man Hierro	ML204	Trailer	2026-07-13	724110	725000	-890	KOMATI DEPOT	Yes	FWR186L	FWR187L	Yes		TRAILER SERVICED	2026-07-15 10:40:26
Ace Trucking	Man Hierro	ML207	Basic	2026-07-03	650617	650000	617	STUCKY NEW CASTLE	Yes	FWR186L	FWR187L	Yes		HORSE SERVICE DONE	2026-07-03 10:21:55
Ace Trucking	Man Hierro	ML209	Basic	2026-07-20	549863	550000	-137	KOMATI DEPOT	Yes	HJN489L	HJN494L	Yes		HORSE AND TRAILER ...	2026-07-20 11:57:50
Ace Trucking	Man Hierro	ML211	Basic	2026-07-22	319193	320000	-807	VOLVO NELSPRUIT	Yes	FWP069L	FWP071L	Yes		HORSE AND TRAILER ...	2026-07-23 07:47:36
Ace Trucking	Man Hierro	ML213	Basic	2026-07-09	300258	300000	258	KOMATI DEPOT	Yes	FXH754L	FXH752L	Yes		horse and trailer done	2026-07-13 08:08:06

Document expiry planning support

Stay ahead of document expiries with proactive alerts and renewal planning

DOCUMENT MANAGEMENT

Company **Ace Trucking** Association **All** Expiry Days **N/A** 2026-07-01 To 2026-07-31

Company	Page	File Type	File Name	Expiry Date	Days To Expiry	Expiry Days Before Warning	Created Date	Association	Association Value	Download
Ace Trucking	Driver Management	Driver License	ML223 (5)-QE2YB.jpeg	2026-07-31	2	40	2026-05-28 13:00:33	Truck Driver	Shadrack-naidoo (DR...	
Ace Trucking	Fleet Management	Fleet License Disk	7 FVY686L G-V9DMN.pdf	2026-07-31	2	40	2025-08-01 11:04:42	Fleet	ML197 (TRFD)	
Ace Trucking	Fleet Management	Fleet License Disk	7 FVY109L G-59UWA.pdf	2026-07-31	2	40	2025-08-01 11:02:59	Fleet	ML195 (TRFD)	
Ace Trucking	Fleet Management	Fleet License Disk	7 FVY107L G-MDKTQ.pdf	2026-07-31	2	40	2025-08-01 11:02:09	Fleet	ML194 (TRFD)	
Ace Trucking	Fleet Management	Fleet License Disk	7 FVY105L G-X11WX.pdf	2026-07-31	2	40	2025-08-01 11:01:13	Fleet	ML196 (TRFD)	
Ace Trucking	Driver Management	PrDP License	Dummy Doc-FV0A0.pdf	2026-07-31	2	40	2025-02-20 15:48:53	Truck Driver	Shadrack-naidoo (DR...	
Ace Trucking	Driver Management	PrDP License	Dummy Doc-EC2X8.pdf	2026-07-31	2	40	2025-02-20 15:08:11	Truck Driver	Shadrack-naidoo (DR...	
Ace Trucking	Driver Management	Medical Certificate	Med-BFJ4Y.pdf	2026-07-27	-2	40	2025-09-04 11:08:34	Truck Driver	Thabani (DRG117)	
Ace Trucking	Driver Management	PrDP License	PDP-BRV24.pdf	2026-07-25	-4	40	2025-06-27 16:18:43	Truck Driver	Bongani (DRG206)	
Ace Trucking	Driver Management	PrDP License	PDP-SBQWI.pdf	2026-07-23	-6	40	2025-09-18 07:38:50	Truck Driver	Thabo (DRG253)	
Ace Trucking	Driver Management	Medical Certificate	moiko-13EE8.pdf	2026-07-14	-15	40	2025-07-15 14:53:29	Truck Driver	Siphesihle (DRG226)	
Ace Trucking	Driver Management	Driver License	WhatsApp Image 2026-02-02 at 14.38.56-I47D6.jpeg	2026-07-09	-20	40	2026-02-02 14:47:03	Truck Driver	Abel (DRG092)	
Ace Trucking	Driver Management	PrDP License	PDP-GSV4J.pdf	2026-07-06	-23	40	2025-08-20 12:32:28	Truck Driver	Somka (DRG238)	
Ace Trucking	Driver Management	Medical Certificate	Medical-J2DDQ.pdf	2026-07-04	-25	40	2025-07-09 07:24:37	Truck Driver	Zenele (DRG219)	
Ace Trucking	Driver Management	PrDP License	PDP-31GB1.pdf	2026-07-02	-27	40	2025-03-26 14:54:35	Truck Driver	Anele (DRG130)	
Ace Trucking	Driver Management	PrDP License	Dummy Doc-W3321.pdf	2026-07-02	-27	40	2025-02-21 07:54:55	Truck Driver	Anele (DRG130)	
Ace Trucking		Fleet Service	348 870km engin service-7XKSN.pdf				2026-07-16 09:46:57	Fleet	ML215	

Workshop maintenance support

Every truck's service record in one place

PTO System support

TMS supports PTO functionality where required

Leasing and depreciation support

TMS is integrated with numerous ERP
Financial systems

TMS
DYNAMICS

**The System
Behind the Fleet**

tmsdynamics.com